



ABOUT SUMED INTERNATIONAL

With unrivalled experience in the supply and design of surgical instruments - both single use and reusable, SUMED INTERNATIONAL can be trusted to provide the very best quality products for all your surgical instrument requirements.

Quality Assurance
Customer Service
Mission Statement
In House Production
Certifications

We are a company that offer a wide range of the highest quality surgical instruments available in today's market place, in both Single Use and Reusable form, at very competitive prices. We are constantly forward thinking, with an ultimate aim of providing a solution to your needs whilst also saving you money.

We offer a unique service where an instrument maker/engineer is willing to discuss any technical problems that you may have and, where possible, provide you with a more suitable alternative - as we realize it is not always possible to get what you want 'off the shelf'.

As a highly skilled manufacturer we are also in the fortunate position to be able to re-engineer your Reusable items into Single Use on most occasions - should the need arise.

Our Single Use instruments imitate their Reusable equivalents. All carry the wording Single Use and the worldwide Single Use logo. They can be supplied sterile or non-sterile, if supplied sterile they come double peel pouched with full traceability and a tear off barcode to attach to the patients notes. We are also able to assemble any size of sterile or non-sterile to suit your requirements.

All products manufactured and supplied by SUMED INTERNATIONAL comply with the requirements of recognized standards; these include Pakistan, British, European and International quality management systems ISO 13485. All our instruments carry the CE Mark. Our instruments are made from the highest quality materials and carry a replacement guarantee.

Managing Director, Mian Muhammad Afzal, has 48 years experience in surgical instrument manufacturing and design. Having been an instrument maker himself he brings in depth knowledge and expertise to the company.

If SUMED INTERNATIONAL can be of any help or service to you, or you would like to discuss any requirements you may have, we would welcome the opportunity to provide you with any information or help you require.

SUMED INTERNATIONAL
Chief Executive

50



Extracting Forceps, American Pattern
Zahnzangen, Amerikanische Form
Daviers, forme américaine

Page 01 to 15

51



Extracting forceps, English pattern
Zahnzangen, Englische Form
Daviers, forme anglaise

Page 16 - 39

52



Root Elevators
Wurzelheber
Élévateurs á racines

Page 40 to 54

53



Bone Files
Bone-Dateien
Archivos de huesos

Page 55 to 56

54



Dental Probes
Zahnsonden
Sondas dentales

Page 57 to 58

55



Enamel Instruments
Emaille-Instrumente
Instrumentos de esmalte

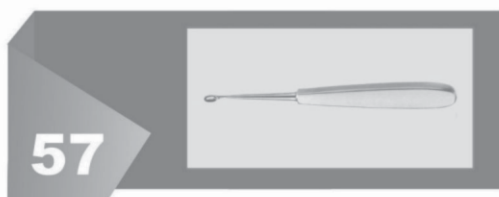
Page 59 to 62

56



Dental Scalers
Zahnsteinentferner
Escaladores dentales

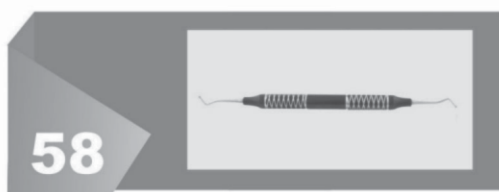
Page 63 to 78



57

Bone Curettes
Knochenküretten
Curetas de hueso

Page 79 to 84



58

Excavators
Bagger
Excavadoras

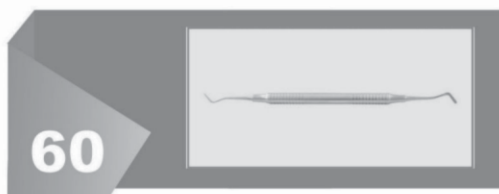
Page 85 to 89



59

Wax Proclein
Wachs-Porzellan
cera Porcelana

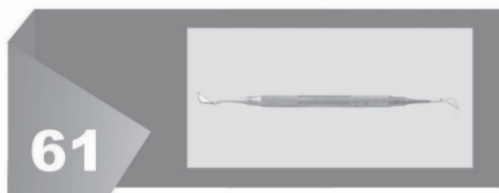
Page 90 to 94



60

Filling Instruments
Füllungsinstrumente
Actos de llenado

Page 95 to 105



61

Gingivectomy Knives
Gingivektomie Messer
Cuchillos de gingivectomía

Page 106 to 107



62

Cement Spatulas
Zementspatel
Espátulas de cemento

Page 108 to 112




63

Mouth Mirrors
Mundspiegel
Espejos bucales

Page 113 to 115

64



Amalgam Instruments
Amalgam Instrumente
Instrumentos de amalgama

Page 116 to 117

65



Matrix Retainers
Matrix-Halterungen
Retenedores de matrices

Page 118 to 125

66



Hemostatic Forceps
Arterienklemmen
Pincas hemostaticas

Page 126 to 132

67



Towel Clamps
Handtuchklammern
Abrazaderas de toalla

Page 133 to 134

68



Needle Holders
Nadelhalter
Porte-aiguilles

Page 135 to 143

69



Retractors
Wundhaken
Ecarteurs

Page 144 to 148

70



Mouth and Tongue
Mund und Zunge
Boca y la lengua

Page 149 to 152



71

Scissors
Schere
Tijeras


Page 153 to 171



72

Micro Scissors
Mikroschere
Micro tijeras

Page 172 to 173



73

Orthodontics
Kieferorthopädie
Ortodoncia


Page 174 to 190



74

Bone Rongeurs
Knochen Rongeur
Rongeurs de hueso


Page 191 to 193



75

Forceps
Zange
Fórceps

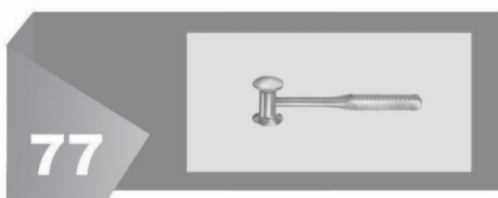
Page 194 to 201



76

Scalpel Handles
Skalpellgriffe
Manches de bistouris

Page 202 to 203




77

Mallets
Schlägel
Mazos

Page 204 to 206

78



**Cassettes
Kassetten
Cassettes**

Page 207 to 210


79



**Cylinder cartridge syringe
Zylinder-Ampullenspritze
Seringue á ampoule cylindrique**

Page 211 to 216

80



**Impression Trays
Abdrucklöffel
Porte empreintes**

Page 217 to 228

81



**Articulators
Artikulatoren
Articuladores**

Page 229 to 230

82




**Holloware
Holloware
holloware**

Page 231 to 236

50

- EN** Extracting Forceps, American Pattern
- DE** Zahnzangen, Amerikanische Form
- ES** Daviers, forme américaine

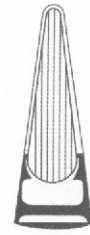
Page 01 to 15



EXTRACTION



Fig. 1



SI 50-1001



HENAHAN
 Fig. 1 A



SI 50-1002



Fig. 1 B




SI 50-1003



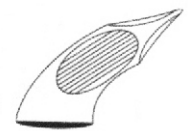
MILWAUKEE
 Fig. 3



SI 50-1004




WOOD-WARD
 Fig. 3 FH



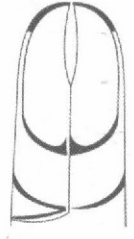
SI 50-1005

EXTRACTION



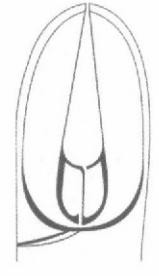
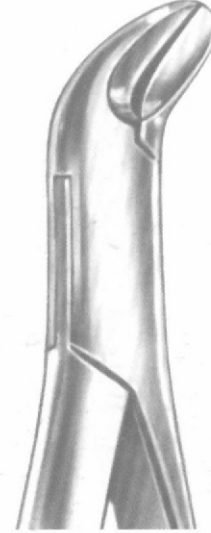
SI 50-1006

WOOD-WARD
Fig. 3 FS



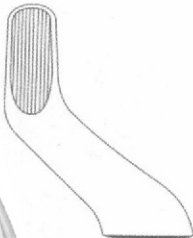
SI 50-1007

PHYSICK
Fig. 5



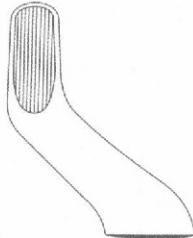
SI 50-1008

Fig. 6




SI 50-1009

Fig . 10 H



SI 50-1010

Fig . 10 S

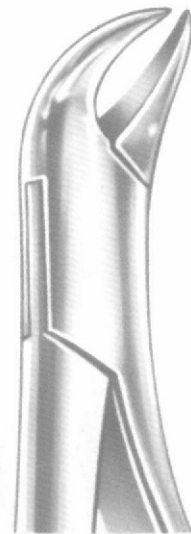


SI 50-1011

HARRIS
Fig . 15

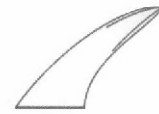


EXTRACTION



SI 50-1012

HARRIS
 Fig. 16



SI 50-1013

Fig. 16 S



SI 50-1014

Fig. 17



SI 50-1015

HARRIS
 Fig. 18 L



SI 50-1016

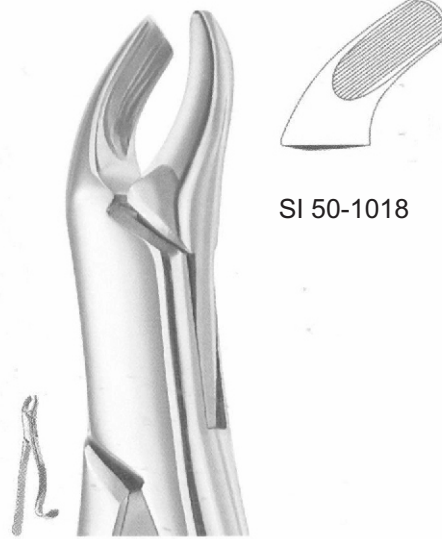
HARRIS
 Fig. 18 R

EXTRACTION



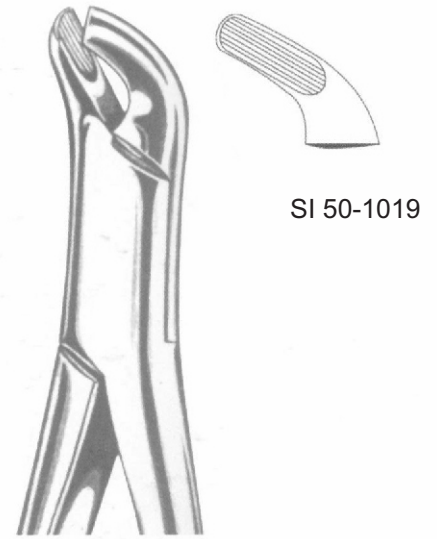
SI 50-1017

Fig. 23



SI 50-1018

Fig. 24



SI 50-1019

Fig. 27



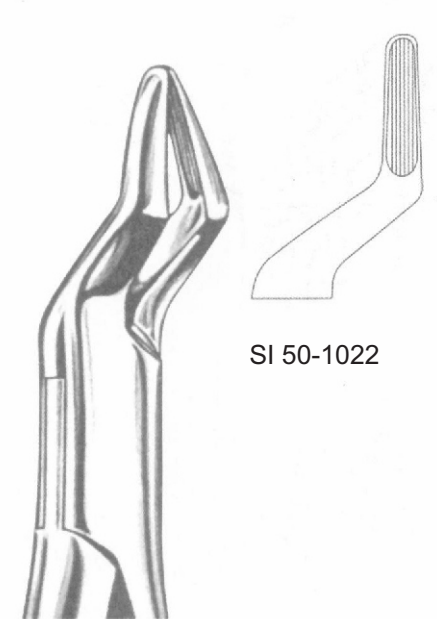
SI 50-1020

PARMLY
Fig. 32



SI 50-1021

PARMLY
Fig. 32 A

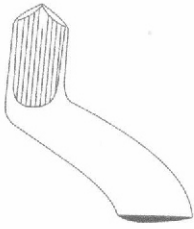


SI 50-1022

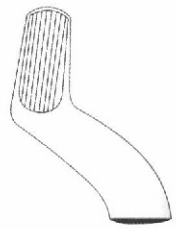
Fig. 35



EXTRACTION



SI 50-1023



SI 50-1024

Fig. 53 L

Fig. 53 R

EXTRACTION



Fig. 62



SI 50-1025



Fig. 65



SI 50-1026



TOMES
Fig. 69



SI 50-1027




THOMAS
Fig. 85



SI 50-1028



THOMAS
Fig. 85 A



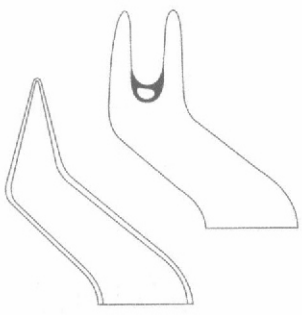
SI 50-1029



EXTRACTION



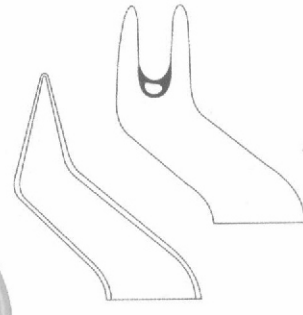
NEVIUS
 Fig. 88 L



SI 50-1030



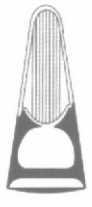
NEVIUS
 Fig. 88 R



SI 50-1031



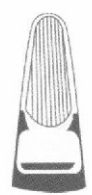
KELLS
 Fig. 99 A



SI 50-1032



KELLS
 Fig. 99 C



SI 50-1033



HULL
 Fig. 101



SI 50-1034

EXTRACTION

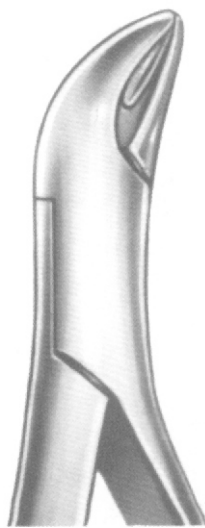
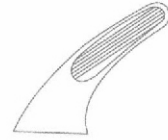


Fig. 103



SI 50-1035



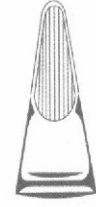
Fig. 10 H



SI 50-1036



Fig. 10 S



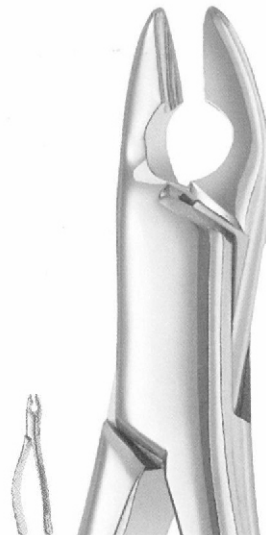
SI 50-1037



CRYER
Fig. 1SI 50



SI 50-1038



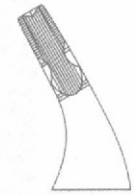
CRYER
Fig. 1SI 50 A



SI 50-1039



Fig. 1SI 50 X



SI 50-1040



EXTRACTION



SI 50-1041



SI 50-1042



SI 50-1043

Fig. 1 SI 50 AB

Fig. 1 SI 50 AS

CRYER
Fig. 1 SI 50 S

EXTRACTION



CRYER Fig. 151

SI 50-1044



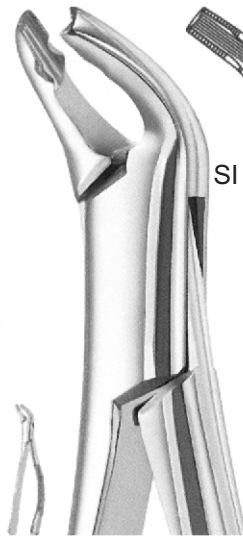
CRYER Fig. 151 A

SI 50-1045



Fig. 151 X

SI 50-1046



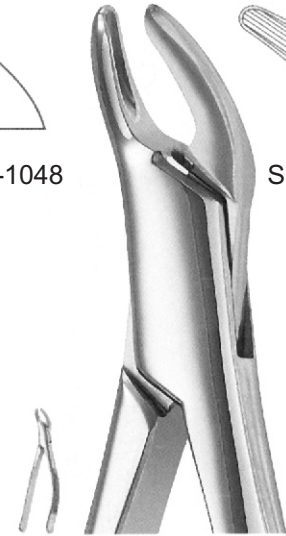
CRYER Fig. 151 AB

SI 50-1047



Fig. 151 AS

SI 50-1048



CRYER Fig. 151 S

SI 50-1049



EXTRACTION



EXTRACTION



Fig.201

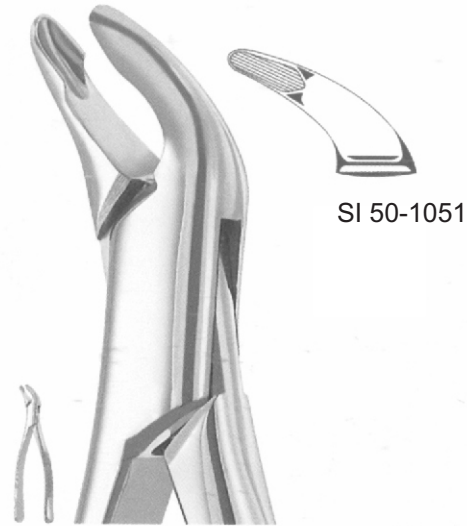


Fig.203



Fig.217



Fig.210 H

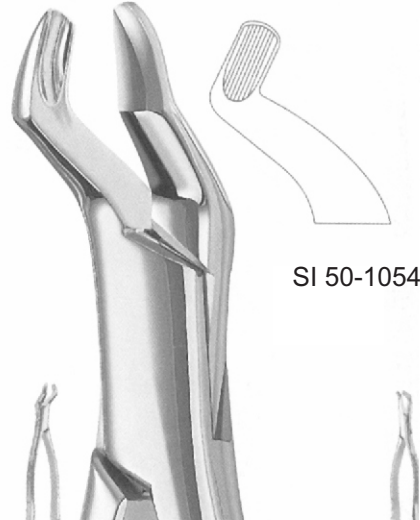


Fig.210 S

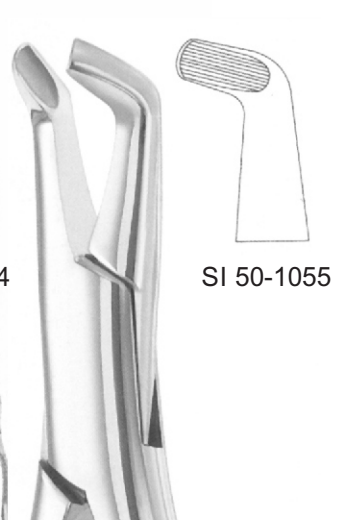


Fig.222



EXTRACTION

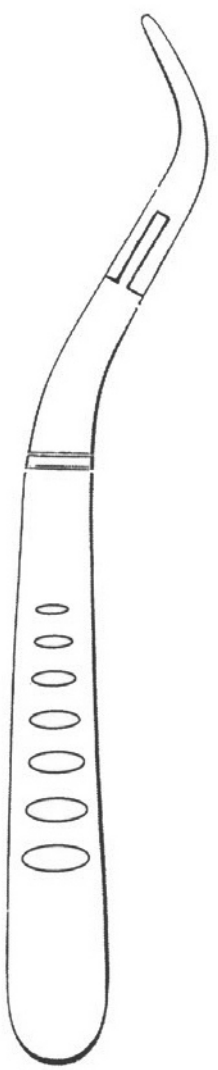


Fig.300



SI 50-1059

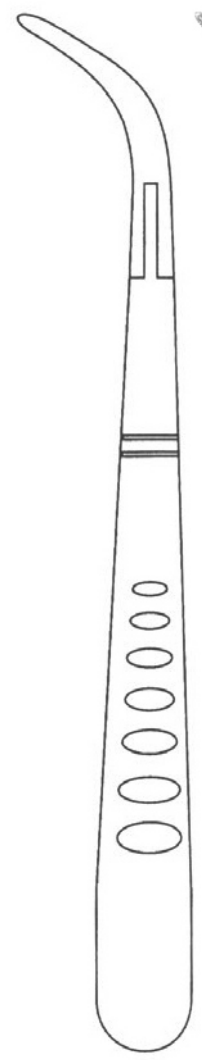
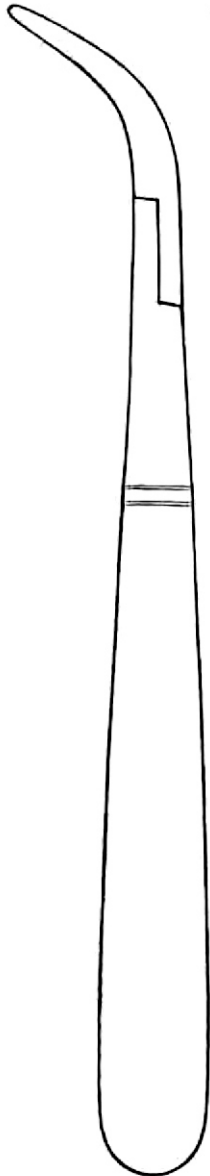


Fig.301

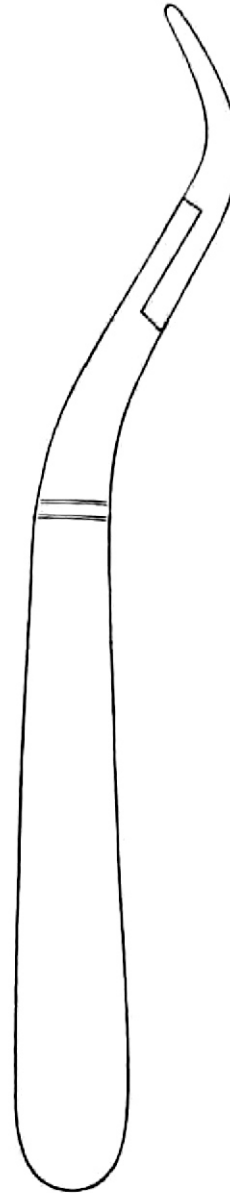


SI 50-1060

EXTRACTION



SI 50-1061
WITZEL
Fig.SI 501



SI 50-1062
WITZEL
Fig.SI 502



EXTRACTION



SI 50-1063

Fig. 17 SK



SI 50-1064

Fig. 23 SK



SI 50-1065

Fig. 1SI 50 Sk



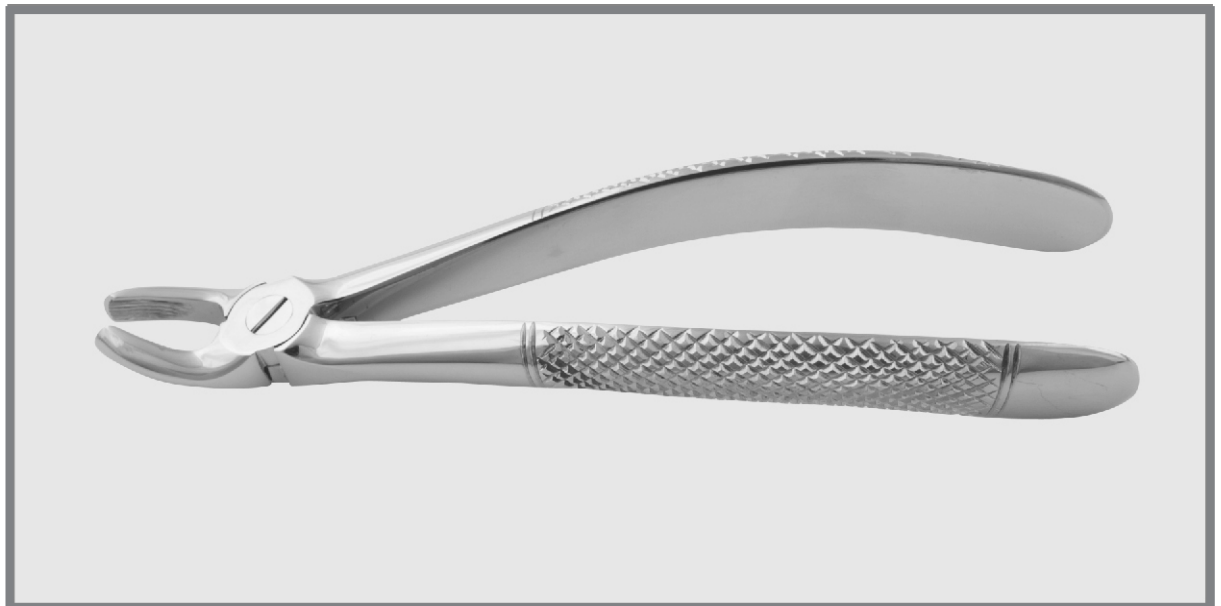
SI 50-1066

Fig. 151 Sk

51

- EN** Extracting forceps, English pattern
- DE** Zahnzangen, Englische Form
- ES** Daviers, forme anglaise

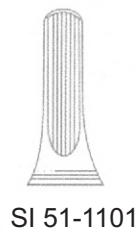
Page 16 to 39



EXTRACTION



Fig. 1



SI 51-1101

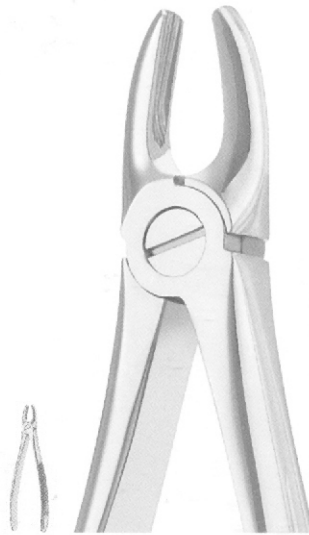
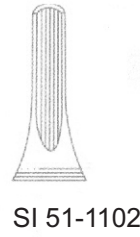


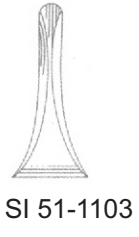
Fig. 2



SI 51-1102



Fig. 3



SI 51-1103


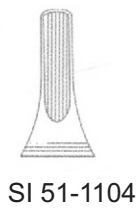



Fig. 4



SI 51-1104



Fig. 7



SI 51-1105

EXTRACTION



SI 51-1106

Fig. 8



Fig. 13



SI 51-1107



Fig. 17



SI 51-1108



Fig. 18



SI 51-1109



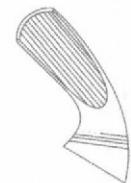
Fig. 18 A



SI 51-1110



Fig. 19




SI 51-1111



EXTRACTION



Fig. 20



SI 51-1112



Fig. 21



SI 51-1113

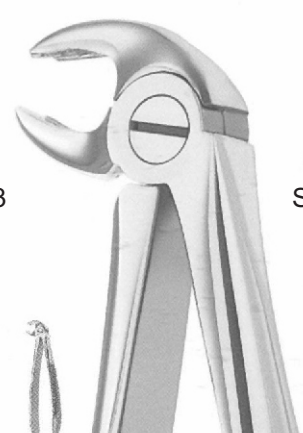
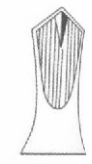


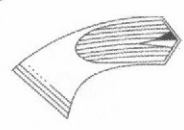
Fig. 22



SI 51-1114



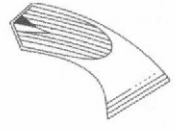
Fig. 23



SI 51-1115



Fig. 24

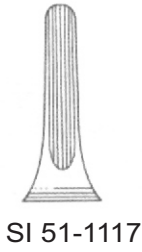


SI 51-1116

EXTRACTION



Fig. 29



SI 51-1117



Fig. 29 N

SI 51-1118

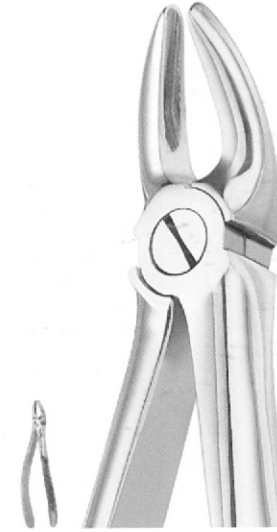
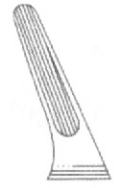


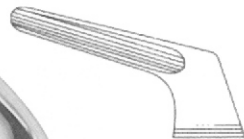
Fig. 30



SI 51-1119



Fig. 31



SI 51-1120



Fig. 32

SI 51-1121



EXTRACTION


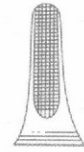



Fig. 33



SI 51-1122




Fig. 33 A



SI 51-1123



Fig. 33 C



SI 51-1124



Fig. 33 M



SI 51-1125



Fig. 33 W



SI 51-1126

EXTRACTION



SI 51-1127

Fig. 34



SI 51-1128

Fig. 35



SI 51-1129

Fig. 36



EXTRACTION



Fig. 41

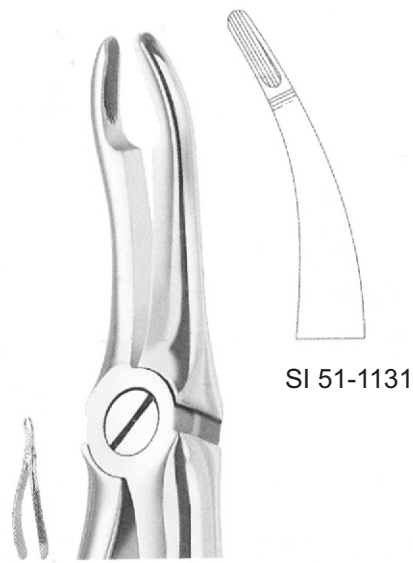
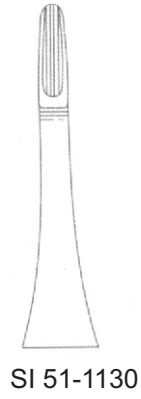


Fig. 44

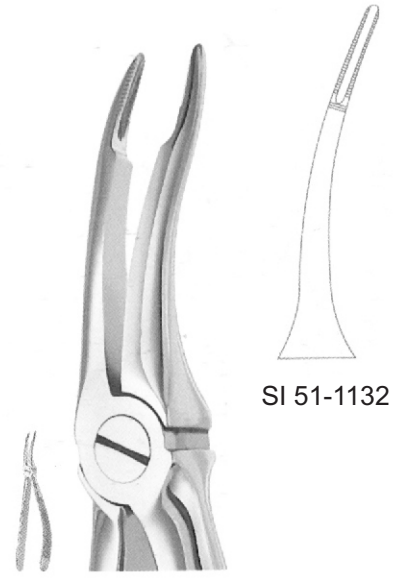


Fig. 44 F

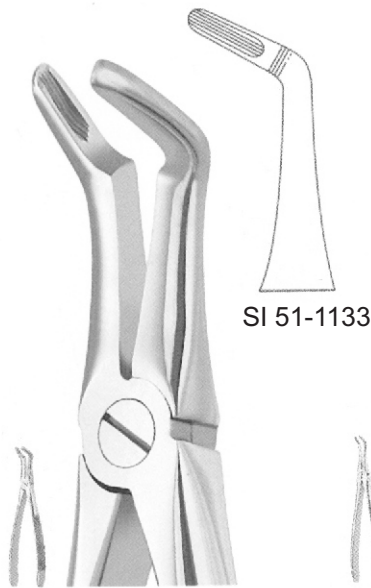


Fig. 45

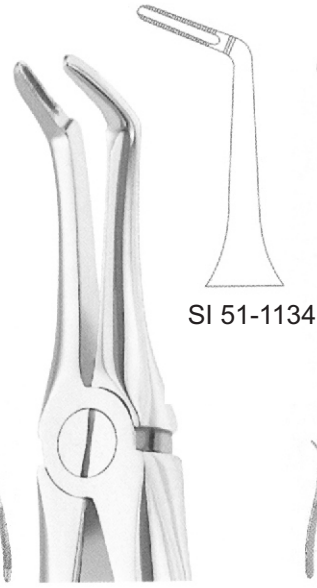


Fig. 45 F

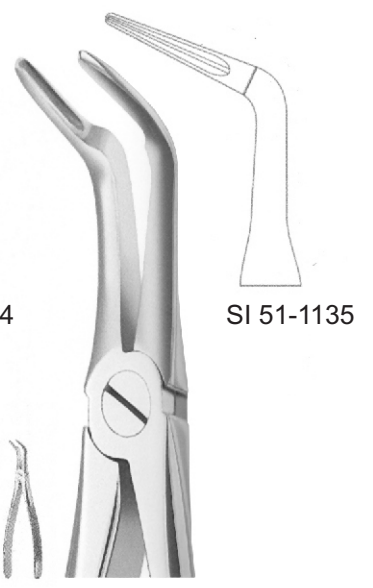
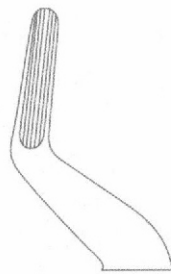


Fig. 46 L

EXTRACTION



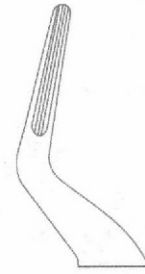
Fig. SI 51



SI 51-1136



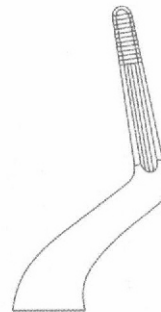
Fig. SI 51 A



SI 51-1137



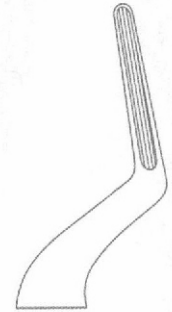
Fig. SI 51 C



SI 51-1138



Fig. SI 51 L



SI 51-1139



EXTRACTION



SI 51-1140

Fig. SI 51 M



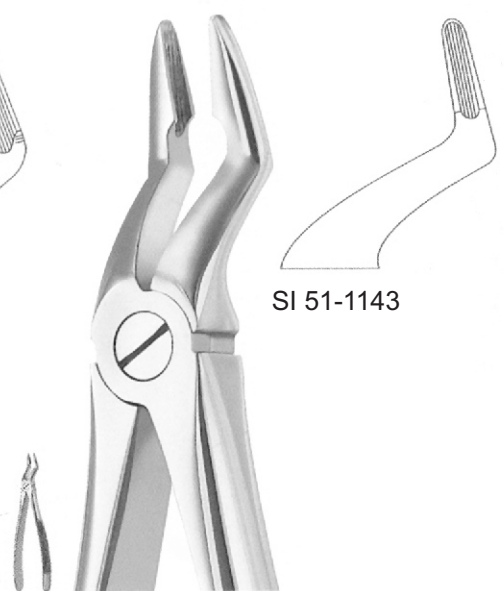
SI 51-1141

Fig. 52



SI 51-1142

Fig. 52 A



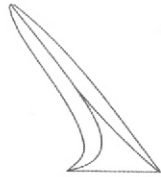
SI 51-1143

Fig. 53

EXTRACTION



Fig. 55



SI 51-1144

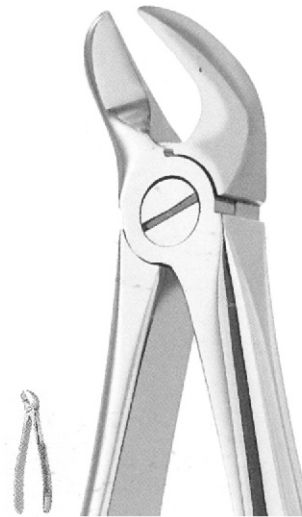
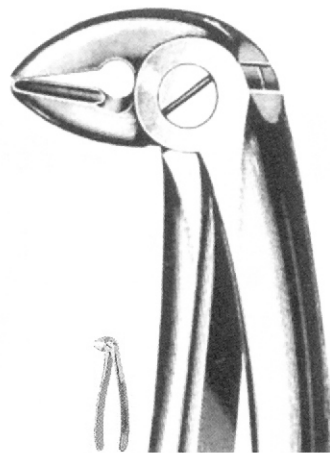


Fig. 56



SI 51-1145



BUSCH
Fig. 59

breit
broad



SI 51-1146



BUSCH
Fig. 60

schmal
narrow



SI 51-1147



EXTRACTION

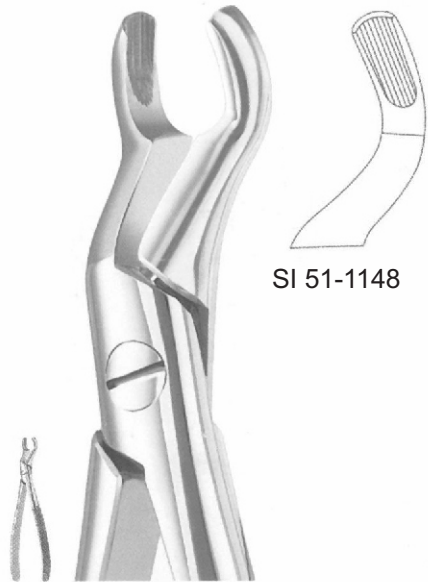


Fig. 67

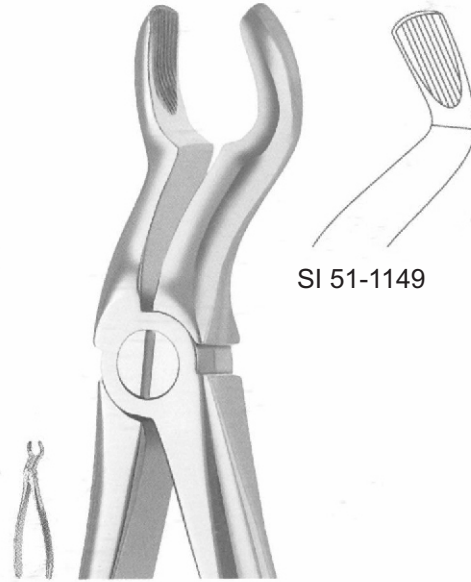


Fig. 67 A



Fig. 67 LX

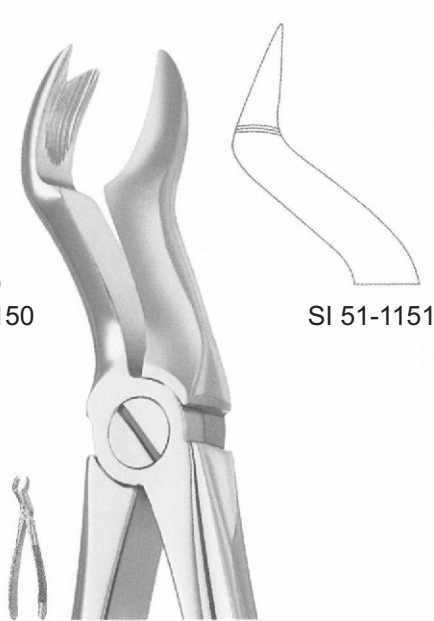
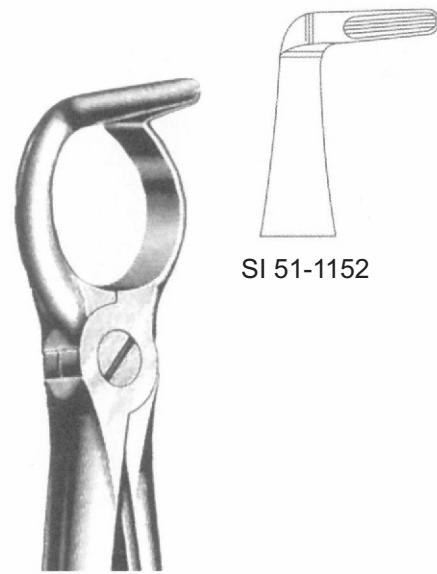


Fig. 67 RX



RYDING
 Fig. 68

EXTRACTION



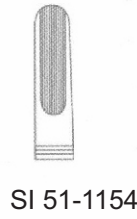
Fig. 73



SI 51-1153



Fig. 74



SI 51-1154

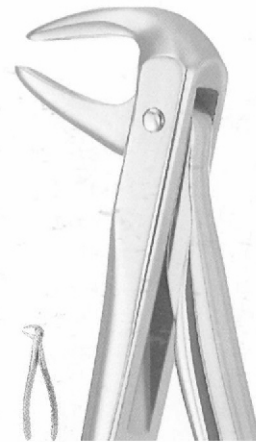


Fig. 74 M



SI 51-1155

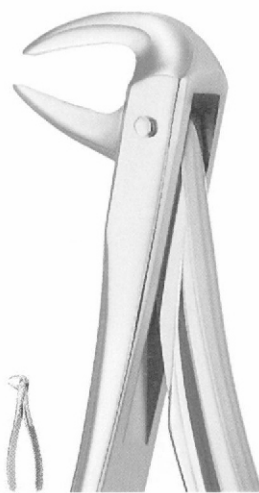
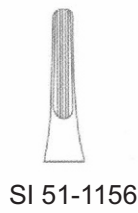


Fig. 74N



SI 51-1156



Fig. 75



SI 51-1157



EXTRACTION



SI 51-1158



SI 51-1159

LAWRENCE-READ
Fig. 76

LAWRENCE-READ
Fig. 76 N

EXTRACTION



Fig. 79

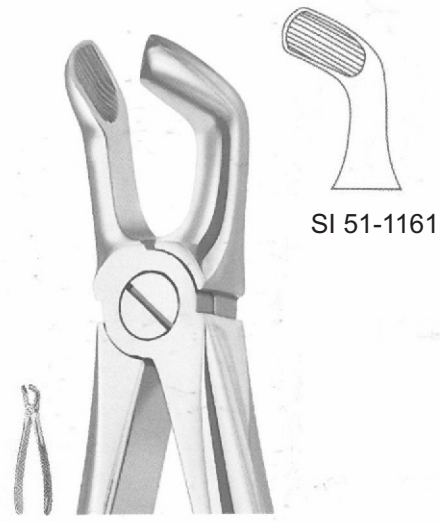


Fig. 79 A



Fig. 86 A



Fig. 86 B



Fig. 86 C



EXTRACTION



SI 51-1165

Fig. 87



SI 51-1166

Fig. 89



SI 51-1167

Fig. 90

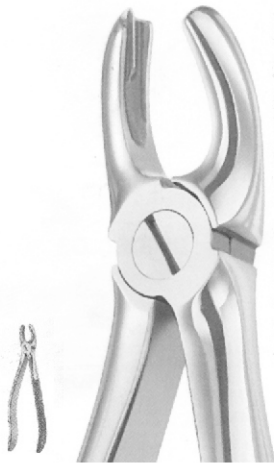
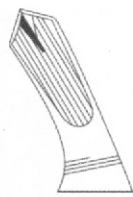


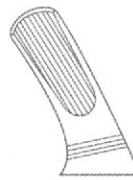
Fig. 94



SI 51-1168



Fig. 95



SI 51-1169



WOOD
 Fig. 99



SI 51-1170



EXTRACTION



SI 51-1171

Fig. 113



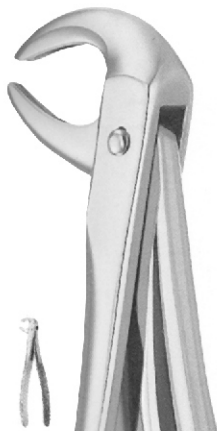
SI 51-1172

OGDEN FELSCH
Fig. 121



SI 51-1173

GUY
Fig. 136



SI 51-1174

GUY
Fig. 137



SI 51-1175

Fig. 160



SI 51-1176

Fig. 162



EXTRACTION



SI 51-1177
Fig. 233



SI 51-1178



SI 51-1179
Fig. 235

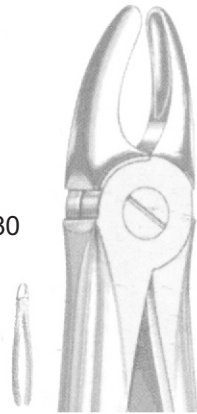
EXTRACTION



MEAD
Fig. MD 1



SI 51-1180



MEAD
Fig. MD 2



SI 51-1181



MEAD
Fig. MD 3



SI 51-1182



MEAD
Fig. MD 4



SI 51-1183




EXTRACTION



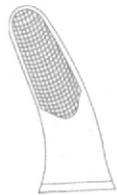
COHEN



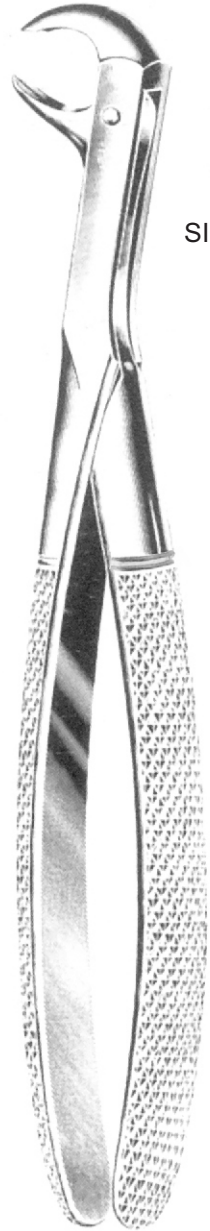
SI 51-1184



COHEN



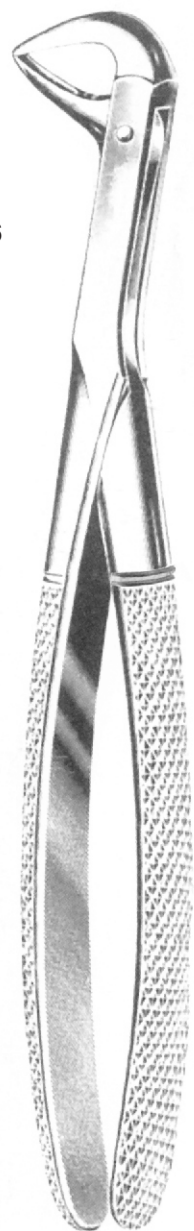
SI 51-1185



STIKSA



SI 51-1186




STIKSA



SI 51-1187

EXTRACTION



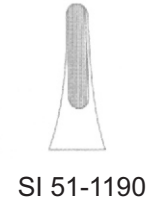
SI 51-1188

Fig. 13 S



SI 51-1189

Fig. 22 S



SI 51-1190

Fig. 29 S



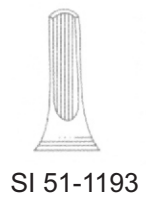
SI 51-1191

Fig. 30 S



SI 51-1192

Fig. 33 S



SI 51-1193

Fig. 37



EXTRACTION



Fig. 38



SI 51-1194



Fig. 39



SI 51-1195

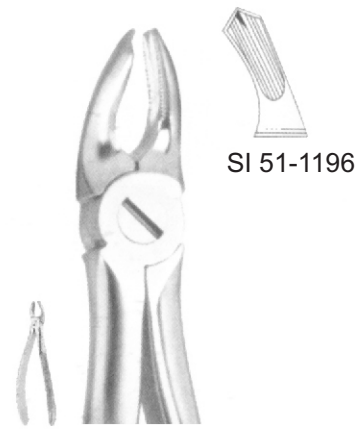


Fig. 39 A



SI 51-1196



Fig. 39 L



SI 51-1197



Fig. 39 R



SI 51-1198

EXTRACTION



EXTRACTION



EXTRACTION



KLEIN
Fig. 137



KLEIN
Fig. 139




KLEIN
Fig. SI 51 S



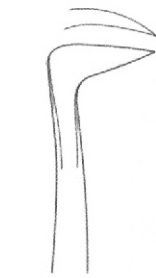
52

- EN** Root Elevators
- DE** Wurzelheber
- ES** Elevadores á racines

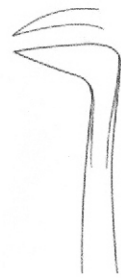
Page 40 to 54



ROOT ELEVATORS



SI 52-1251
 Fig. 1 L




SI 52-12SI 52
 Fig. 1 R



SALDIN
 SI 52-1253
 Fig. 2



SELDIN
 SI 52-1254
 Fig. 3



CRYER
 SI 52-1255
 Fig. 3 A



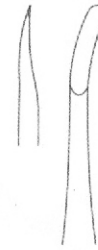
SELDIN
 SI 52-1256
 Fig. 4 L



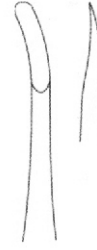
SELDIN
 SI 52-1257
 Fig. 4 R



CRANE
 (COGSWELL)
 SI 52-1258
 Fig. 6



MILLER
 SI 52-1259
 Fig. 8



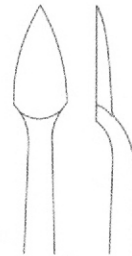
MILLER
 SI 52-1260
 Fig. 9



MILLER (Apexo)
 SI 52-1261
 Fig. 10



MILLER (Apexo)
 SI 52-1262
 Fig.11



CRYER
 SI 52-1263
 Fig. 12

ROOT ELEVATORS



CRYER
 SI 52-1264
 Fig 27



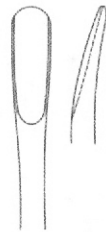
CRYER
 SI 52-1265
 Fig. 28



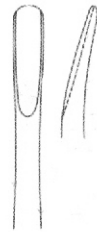
CRYER
 SI 52-1266
 Fig.27 S



CRYER
 SI 52-1267
 Fig. 28 S



SELDIN
 SI 52-1268
 Fig. 34



SELDIN
 SI 52-1269
 Fig. 34 S



CRYER
 SI 52-1270
 Fig. 39



CRYER
 SI 52-1271
 Fig. 40



FLOHR
 SI 52-1272
 Fig. 46




SI 52-1273
 Fig. 50



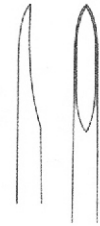

SI 52-1274
 Fig. 51



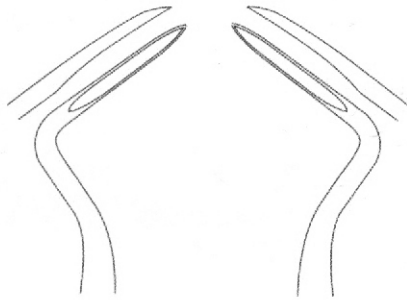
ROOT ELEVATORS



APICAL (Apexo)
 SI 52-1275
 Fig. 301



SI 52-1276
 Fig. 304



SI 52-1277
 Fig. 302

FLOHR
 SI 52-1278
 Fig. 303



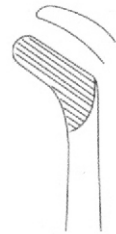
COLEMAN



SI 52-1279
 Fig. 1



SI 52-1280
 Fig. 2 L



SI 52-1281
 Fig. 3 R

ROOT ELEVATORS



WARWICK JAMES
 SI 52-1282
 16 cm/6 1/4"



SI 52-1283
 Fig. 2 L



SI 52-1284
 Fig. 3 L



KOPP



SI 52-1285
 Fig. 1



SI 52-1286
 Fig. 2



SI 52-1287
 Fig. 3



SI 52-1288
 Fig. 4



ROOT ELEVATORS



KOPP



SI 52-1289
Fig. 1



SI 52-1290
Fig. 2




SI 52-1293
Fig. 1



SI 52-1291
Fig. 3



SI 52-1292
Fig. 4



FLOHR



SI 52-1294
Fig. 2



SI 52-1295
Fig. 3

ROOT ELEVATORS



FRIEDMAN
SI 52-1296
Fig 1




SI 52-1297
Fig. 2 L



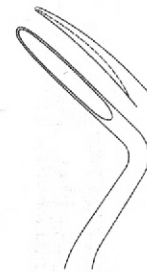
SI 52-1298
Fig. .3 R



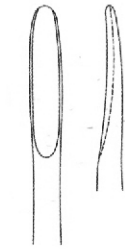
HYLIN
SI 52-1299
Fig. 1



SI 52-1301
Fig. 3 L



SI 52-1302
Fig. 4 R



SI 52-1300
Fig. 2



ROOT ELEVATORS



2 mm



SI 52-1303
Fig.0

3 mm



BEIN
SI 52-1304
Fig. 1

4 mm



SI 52-1305
Fig. 2

2 mm



SI 52-1306
Fig. 0

3 mm



BEIN
SI 52-1307
Fig. 1

4 mm



SI 52-1308
Fig. 2

2 mm



SI 52-1309
Fig. 0

3 mm



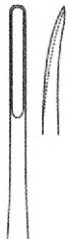
BEIN
SI 52-1310
Fig. 1

4 mm




SI 52-1311
Fig. 2

2 mm



SI 52-1312
Fig. 0 A

3mm



BEIN
SI 52-1313
Fig. 1 A

4 mm



SI 52-1314
Fig.2 A

2 mm



SI 52-1315
Fig.0 A

3 mm




BEIN
SI 52-1316
Fig. 1 A

4 mm

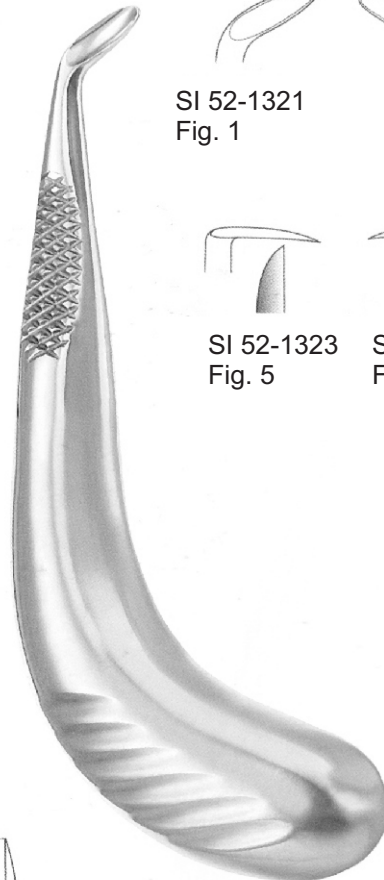
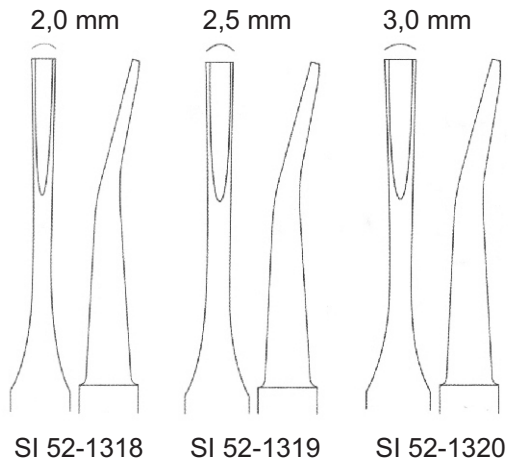


SI 52-1317
Fig. 2 A

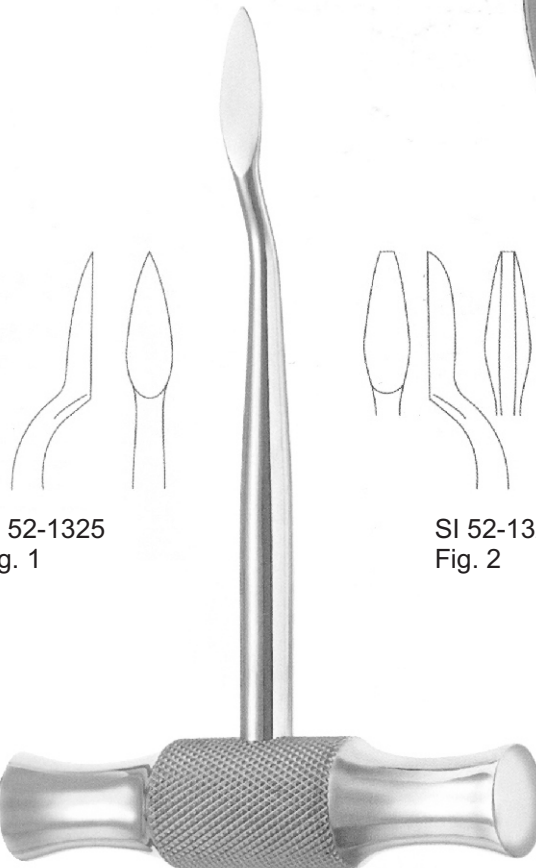
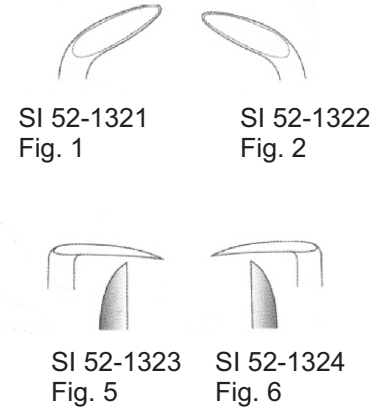
ROOT ELEVATORS



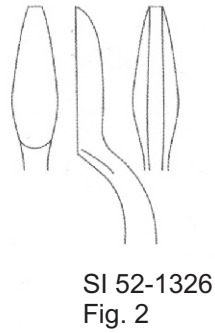
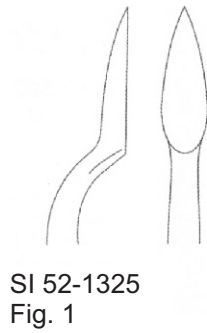
COUPLAND



LOOS



LECLUSE



ROOT ELEVATORS



BARRY
 11 cm/4 1/4"



SI 52-1327
 Fig. 320 L



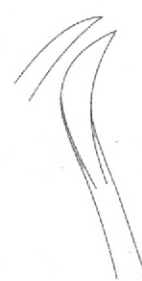
SI 52-1328
 Fig. 321 R



SI 52-1329
 Fig. 322



SI 52-1330
 Fig. 323



SI 52-1331
 Fig. 370



SI 52-1332
 Fig. 371

ROOT ELEVATORS



SI 52-1333
Fig. 1 L



SI 52-1334
Fig. 1 R



SI 52-1335
Fig. 11 L



SI 52-1336
Fig. 11 R



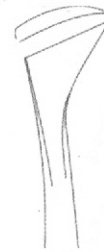
SI 52-1337
Fig. 12 L



SI 52-1338
Fig. 12 R



WINTER
11 cm/4 1/4"



SI 52-1339
Fig. 13 L



SI 52-1340
Fig. 13 R




SI 52-1341
Fig. 14 L



SI 52-1342
Fig. 14 R



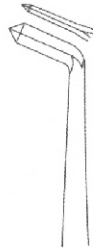
ROOT ELEVATORS



CHOMPRET



SI 52-1343
Fig. 1




SI 52-1344
Fig. 2



SI 52-1345
Fig. 3



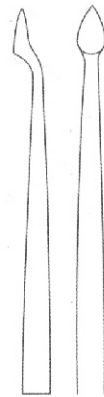
SI 52-1346
Fig. 4




BERNARD



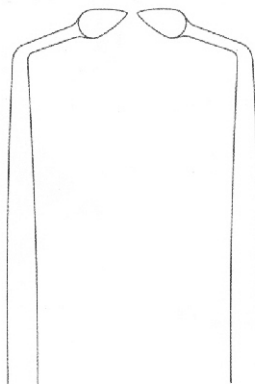
SI 52-1347
Fig. 0



SI 52-1348
Fig. 1



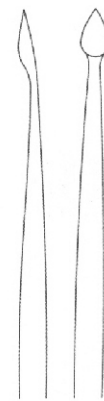
SI 52-1349
Fig. 2



SI 52-1350
Fig. 6




SI 52-1351
Fig. 7



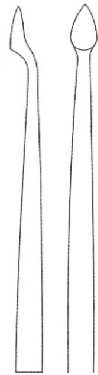
SI 52-1352
Fig. 11

ROOT ELEVATORS



BERNARD
Handle # A

BERNARD
Handle # B



SI 52-1353
Fig. 1



SI 52-1354
Fig. 2



SI 52-1355
Fig. 3



SI 52-1356
Fig. 4




SI 52-1357
Fig. 5



SI 52-1358
Fig. 10




SI 52-1359
Fig. 8




SI 52-1360
Fig. 9



SI 52-1361
Fig. 11



SI 52-1362
Fig. 7



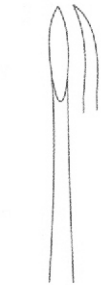
SI 52-1363
Fig. 6



ROOT ELEVATORS



HEIDBRINK



SI 52-1366
Fig. 1



SI 52-1367
Fig. 2



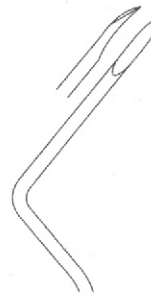
SI 52-1368
Fig. 3



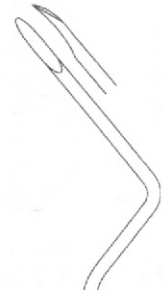
WEST (Apical)



SI 52-1369
Fig. 1



SI 52-1370
Fig. 2 R

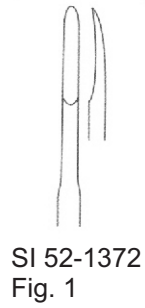


SI 52-1371
Fig. 3 L

ROOT ELEVATORS



RATZOW



SI 52-1372 Fig. 1



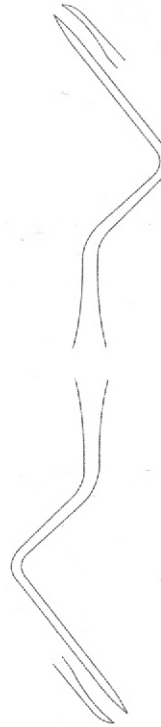
SI 52-1373 Fig. 2



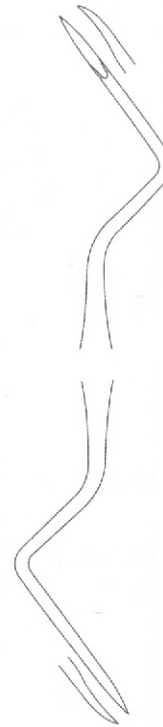
SI 52-1374 Fig. 3



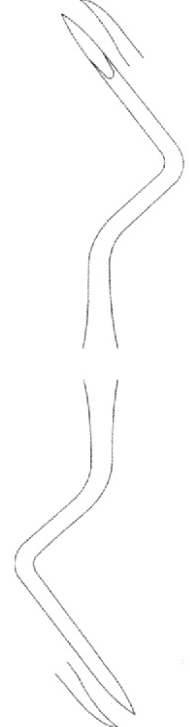
HEIDBRINK



SI 52-1375 Fig. 1



SI 52-1376 Fig. 2




SI 52-1377 Fig. 23



ROOT ELEVATORS



VIGNAL



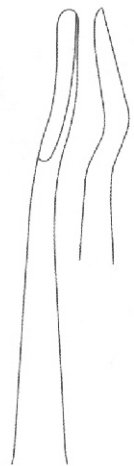
SI 52-1378
Fig. 54



SI 52-1379
Fig. 55




SI 52-1380
Fig. 56



SI 52-1381
Fig. 57



SI 52-1382
Fig. 69



BARRY
21.5 cm/8 3/4"

4 mm



SI 52-1383

5 mm



SI 52-1384

6 mm

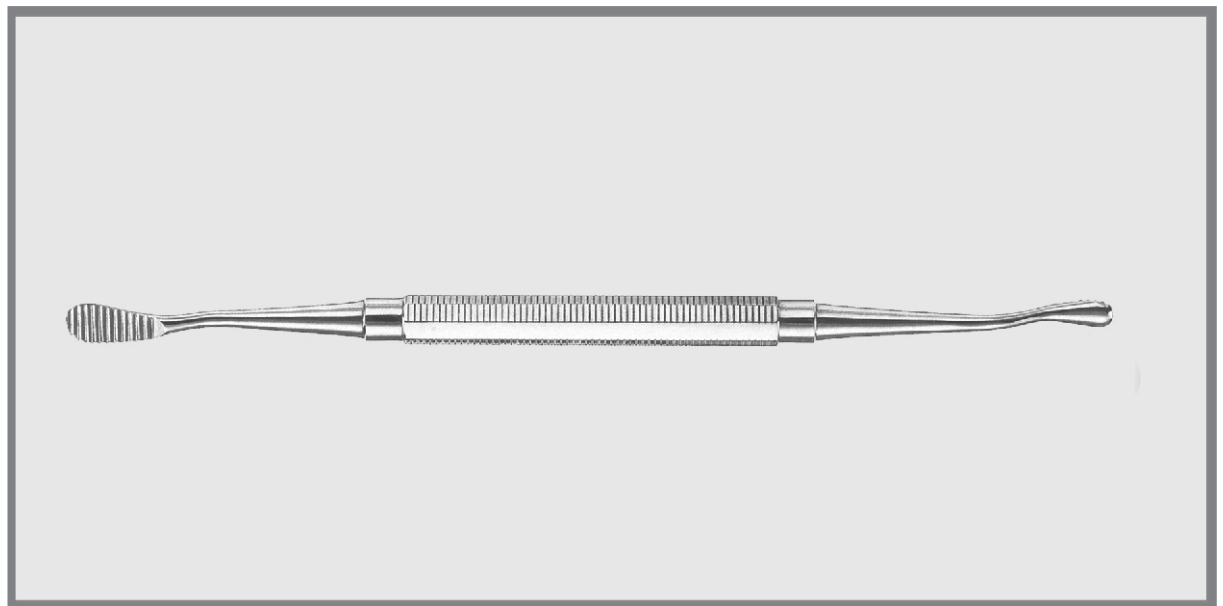


SI 52-1385

53

- EN** Bone Files
- DE** Bone-Dateien
- ES** Archivos de huesos

Page 55 to 56



ROOT ELEVATORS



downwards cutting

MILLER-COLBURN
 18 cm/7"

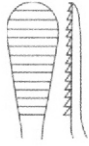


Fig. 1

SI 53-1401

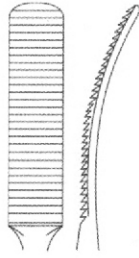


Fig. 2

SI 53-1402

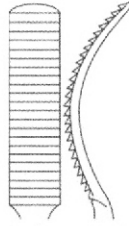


Fig. 3

SI 53-1403

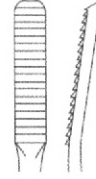


Fig. 4

SI 53-1404




Fig. 5

SI 53-1405

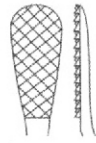


Fig. 1

SI 53-1406

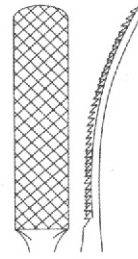


Fig. 2

SI 53-1407

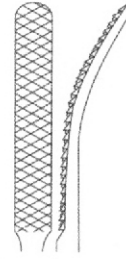


Fig. 3

SI 53-1408



Fig. 4


SI 53-1409

cross cut




MILLER-COLBURN
 18 cm/7"

ROOT ELEVATORS



SELDIN
 SI 53-1410
 18 cm/7"
 Fig. 11




SELDIN
 SI 53-1411
 18 cm/7"
 Fig. 12



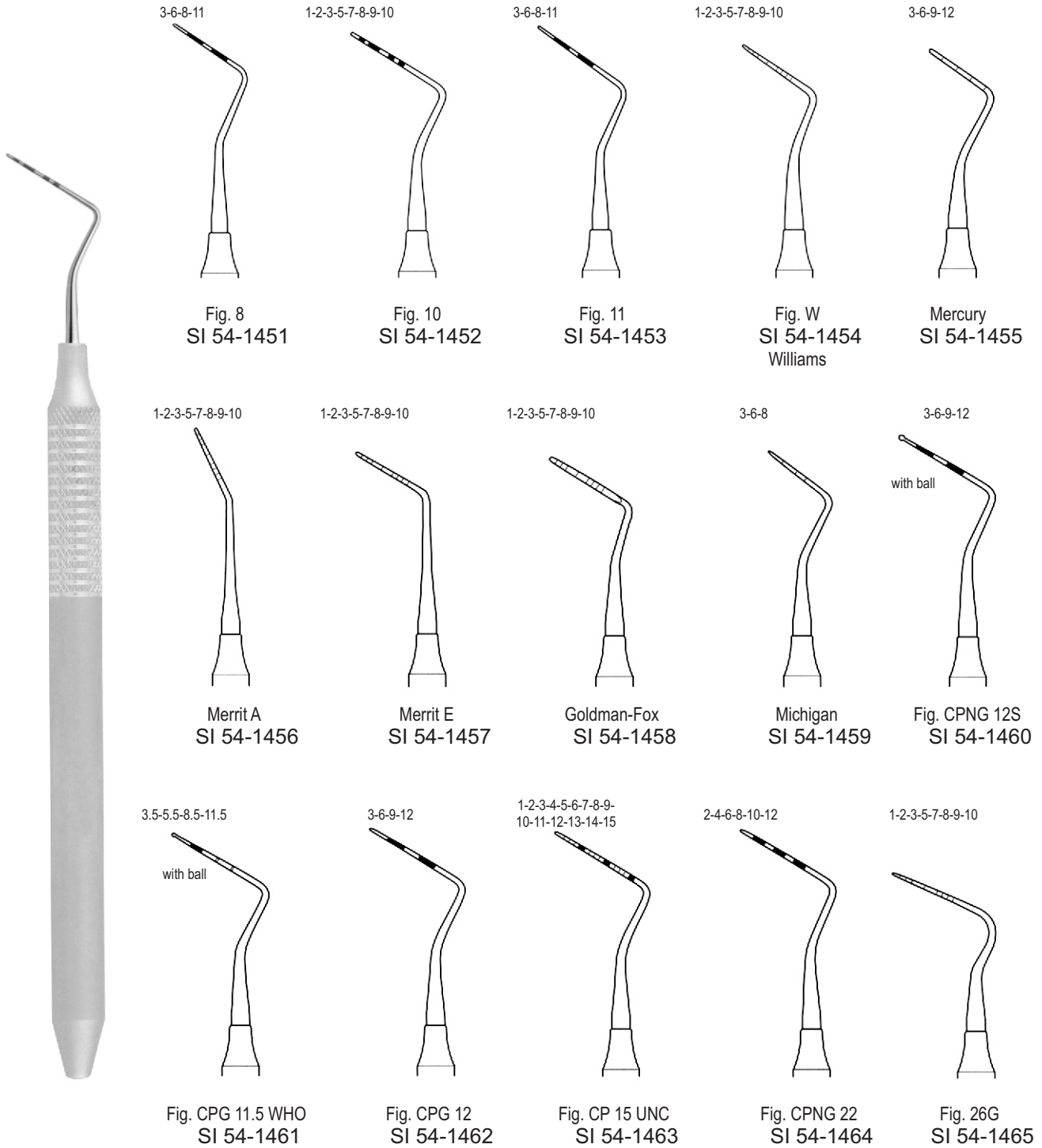
54

- EN** Dental Probes
- DE** Zahnsonden
- ES** Sondas dentales

Page 57 to 58



DENTAL PROBES



DENTAL PROBES

1-2-3-5-7-8-9-10
 FLAT



Goldman-Fox
 Williams
 SI 54-1466

3-6-9-12



Fig. UT 3/4
 Cattoni
 SI 54-1467



12-9-6-3

1-2-3-5-7-8-9-10
 FLAT

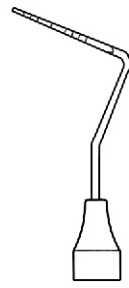
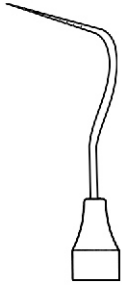


Fig. 3N
 Nabers
 SI 54-1468



10-9-8-7-5-3-2-1

1-2-3-5-7-8-9-10



Williams DE
 Offset
 SI 54-1469



10-9-8-7-5-3-2-1

3-6-9-12

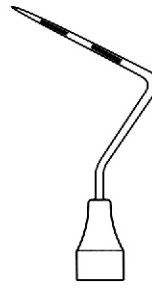
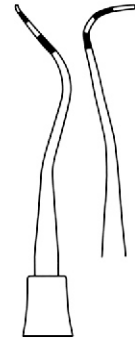


Fig. CP 12/Thin
 Williams
 SI 54-1470



10-9-8-7-5-3-2-1




Nabers Furcation
 probes graduated
 working end
 SI 54-1471



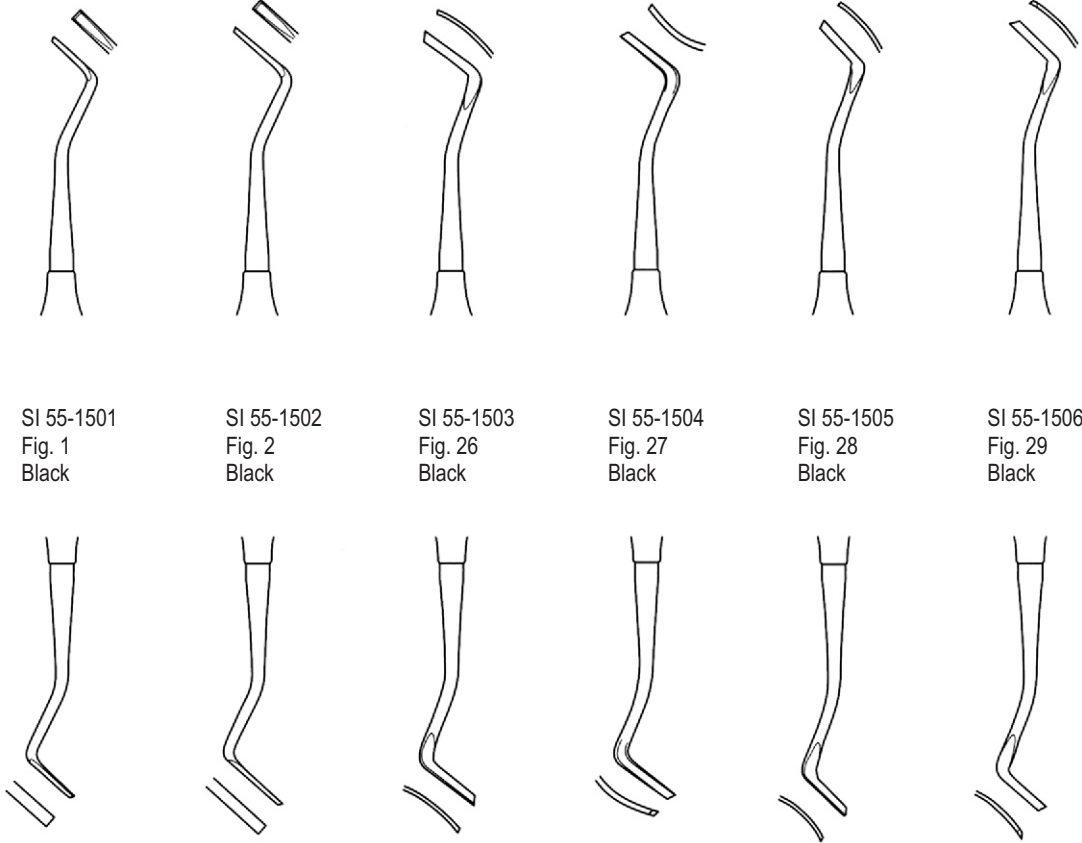
55

- EN** Enamel Instruments
- DE** Emaille-Instrumente
- ES** Instrumentos de esmalte

Page 59 to 62



ENAMEL INSTRUMENTS



SI 55-1501
 Fig. 1
 Black

SI 55-1502
 Fig. 2
 Black

SI 55-1503
 Fig. 26
 Black

SI 55-1504
 Fig. 27
 Black

SI 55-1505
 Fig. 28
 Black

SI 55-1506
 Fig. 29
 Black

ENAMEL INSTRUMENTS



SI 55-1507
 Fig. 51/52
 Black



SI 55-1508
 Fig. 53/54
 Black



SI 55-1509
 Fig. 63/64
 Black



SI 55-1510
 Fig. 65/66
 Black



SI 55-1511
 Fig. 1/2
 Wedelstaedt



SI 55-1512
 Fig. 3/4
 Wedelstaedt



SI 55-1513
 Fig. 5/6
 Wedelstaedt



ENAMEL INSTRUMENTS



SI 55-1514
Fig. 8/9H



SI 55-1515
Fig. 13/14



SI 55-1516
Fig. 15/16



SI 55-1517
Fig. 17/18



SI 55-1518
Fig. 51/52



SI 55-1519
Fig. 53/54



SI 55-1520
Fig. 14/14
Off Angle



ENAMEL INSTRUMENTS



SI 55-1521
 Fig. 26
 Distal



SI 55-1522
 Fig. 27
 Mesial



SI 55-1523
 Fig. 28
 Distal



SI 55-1524
 Fig. 29
 Mesial



SI 55-1525
 Fig. 77/78
 Distal




SI 55-1526
 Mesial
 54-1142-00



56

- EN** Dental Scalers
- DE** Zahnsteinentferner
- ES** Escaladores dentales

Page 63 to 78



DENTAL SCALERS



Fig. 3
700-140

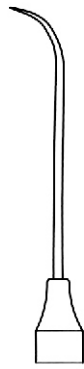


Fig. 3A
SI 56-1551

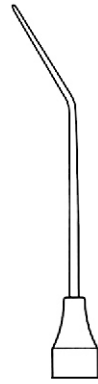


Fig. 5
SI 56-1552

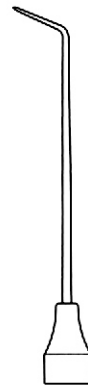


Fig. 6
SI 56-1553
6.5 mm

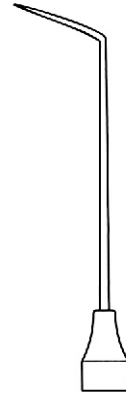


Fig. 6A
SI 56-1554
12 mm

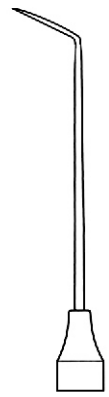


Fig. 6L
SI 56-1555
9 mm

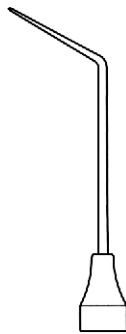


Fig. 6XL
SI 56-15SI 56
12.5 mm

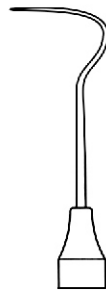


Fig. 8
SI 56-1557



Fig. 8A
SI 56-1558

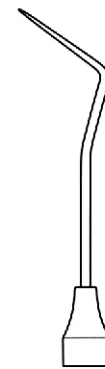


Fig. 9
SI 56-1559



Fig. 10
SI 56-1SI 560

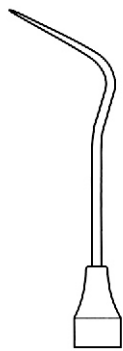


Fig. 12
SI 56-1SI 561



Fig. 17
SI 56-1SI 562



Fig. 17A
SI 56-1SI 563



Fig. 23
SI 56-1SI 564
Shepherd's Hook

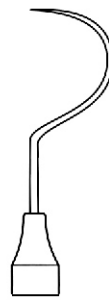


Fig. 54
SI 56-1SI 565

DENTAL SCALERS



Fig. UT 1/2
 SI 56-1SI 566

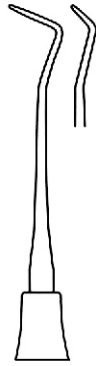


Fig. UT 2/2
 SI 56-1SI 567



Fig. 3CH/3CH
 SI 56-1SI 568



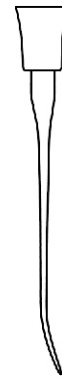
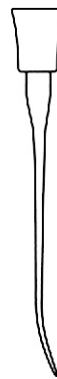

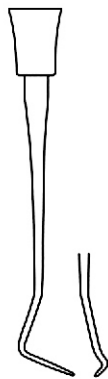
Fig. 6/3
 SI 56-1SI 569



Fig. 16/3
 SI 56-1570



Fig. 2
 SI 56-1571



DENTAL SCALERS



Fig. 23/17
 SI 56-1572

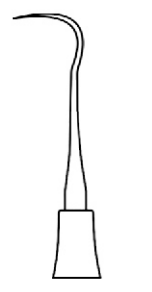


Fig. 2A
 SI 56-1573



Fig. 3
 SI 56-1574

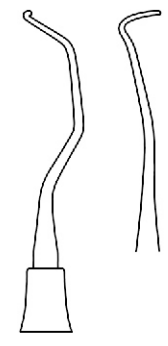


Fig. 1N
 SI 56-1575
 Nabers

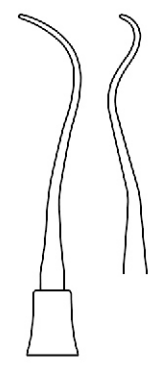
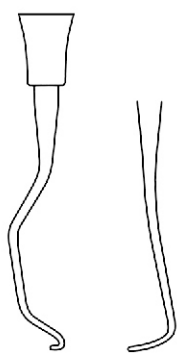


Fig. 2N
 SI 56-1576
 Nabers

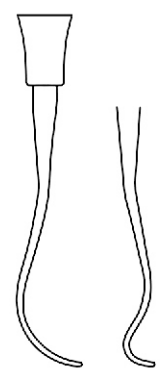
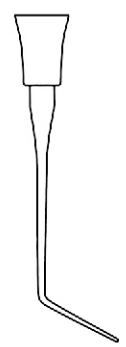


Fig. 5/6
 SI 56-1577



DENTAL SCALERS

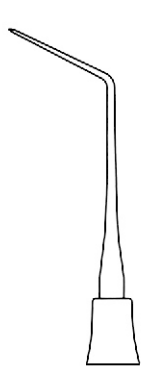


Fig. 16/23
 SI 56-1578



Fig. 6/23
 SI 56-1579



Fig. 6/17
 SI 56-1580



Fig. 23/17A
 SI 56-1581



Fig. 3/23
 SI 56-1582



DENTAL SCALERS



SI 56-1583
Fig. 1/2



SI 56-1584
Fig. 3/4



SI 56-1585
Fig. 5/6



SI 56-1586
Fig. 7/8



DENTAL SCALERS



SI 56-1587
Fig. 9/10



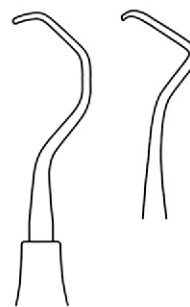
SI 56-1588
Fig. 11/12



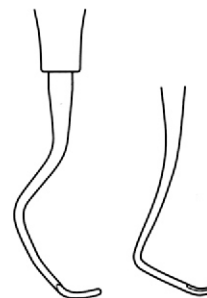
SI 56-1589
Fig. 13/14



SI 56-1590
Fig. 15/16



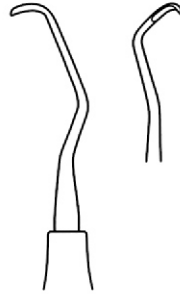
SI 56-1591
Fig. 17/18



DENTAL SCALERS



Langer
 SI 56-1592
 Fig. 1/2



Langer
 SI 56-1593
 Fig. 3/4



Langer
 SI 56-1594
 Fig. 5/6

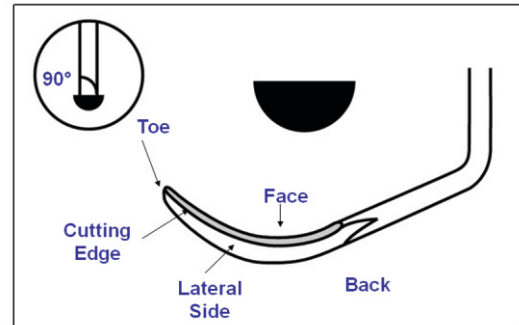


Langer
 SI 56-1595
 Fig. 17/18



Universal curettes are designed for easy adaptation on all tooth surfaces (thus the name "universal").

The blade of a universal curette has a round toe and back, and two cutting edges for scaling, making it an efficient design for scaling the entire mouth.



DENTAL SCALERS



Columbia
 SI 56-1596
 Fig. 13/14



Columbia
 SI 56-1597
 Fig. 2R/2L



Columbia
 SI 56-1598
 Fig. 4R/4L



SI 56-1599
 Fig. Gx4



Barnhart
 SI 56-1600
 Fig. 1/2



Barnhart
 SI 56-1601
 Fig. 5/6



DENTAL SCALERS



SI 56-1602
 Fig. Me1



SI 56-1603
 Rule [23-24]
 Fig. 3/4



SI 56-1604
 Fig. IU 13/14
 Indiana University



SI 56-1605
 Fig. IU 17/18
 Indiana University



SI 56-1606
 Fig. 7/8
 Younger-Good



SI 56-1607
 Fig. 1/2
 Bunting



SI 56-1608
 Fig. 5/6
 Bunting



DENTAL SCALERS



SI 56-1609
 Fig. 1
 Furcation curette



SI 56-1610
 Fig. 2
 Furcation curette



SI 56-1611
 Fig. 3
 Furcation curette



SI 56-1612
 Fig. 4
 Furcation curette



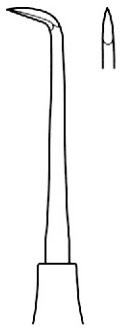
SI 56-1613
 Fig. 5
 Furcation curette



SI 56-1614
 Fig. 1/2
 Prichard



DENTAL SCALERS



SI 56-1615
Goldman-Fox
Fig. 1



SI 56-1616
Goldman-Fox
Fig. 2



SI 56-1617
Goldman-Fox
Fig. 3



SI 56-1618
Goldman-Fox
Fig. 4



SI 56-1619
Goldman-Fox
Fig. 5



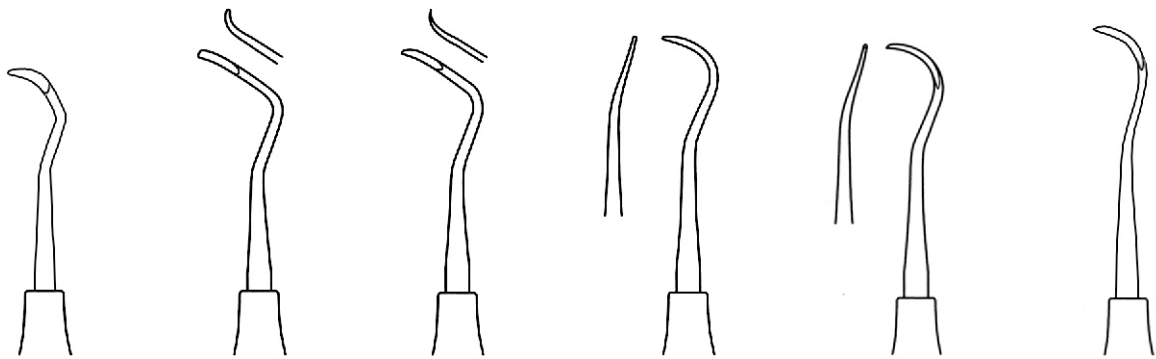
SI 56-1620
Goldman-Fox
Fig. 6



SI 56-1621
Goldman-Fox
Fig. 21



DENTAL SCALERS



SI 56-1622
 McCall
 Fig. 11/12

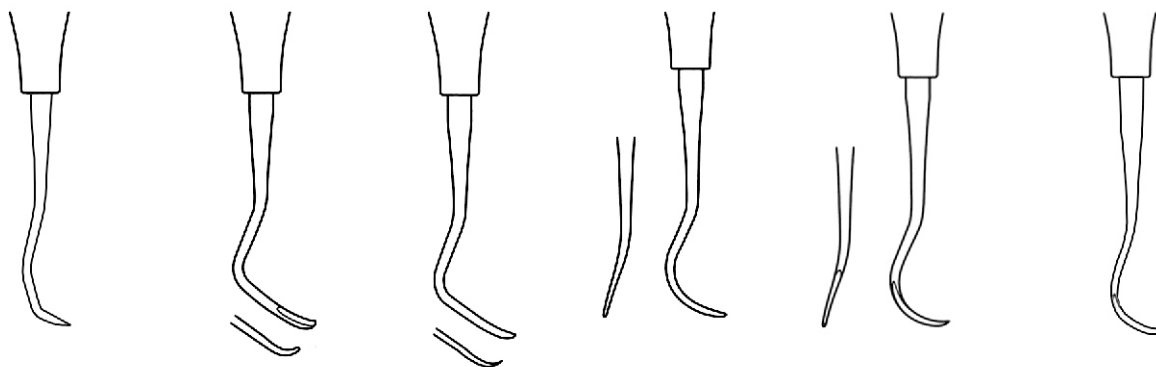
SI 56-1623
 McCall
 Fig. 13S/14S

SI 56-1624
 McCall
 Fig. 13SM/14

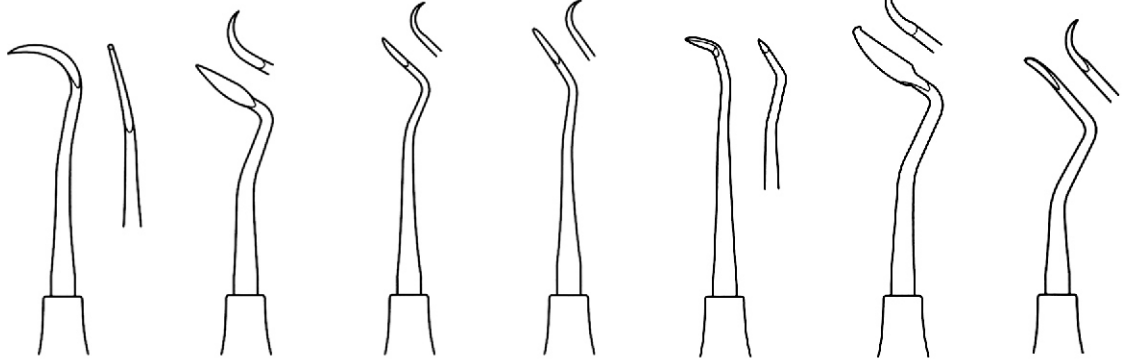
SI 56-1625
 McCall
 Fig. 17/18

SI 56-1626
 McCall
 Fig. 17S/18S

SI 56-1627
 McCall
 Fig. 19/20



DENTAL SCALERS



SI 56-1628
Hygienist
Fig. H6/H7

SI 56-1629
Fig. 204

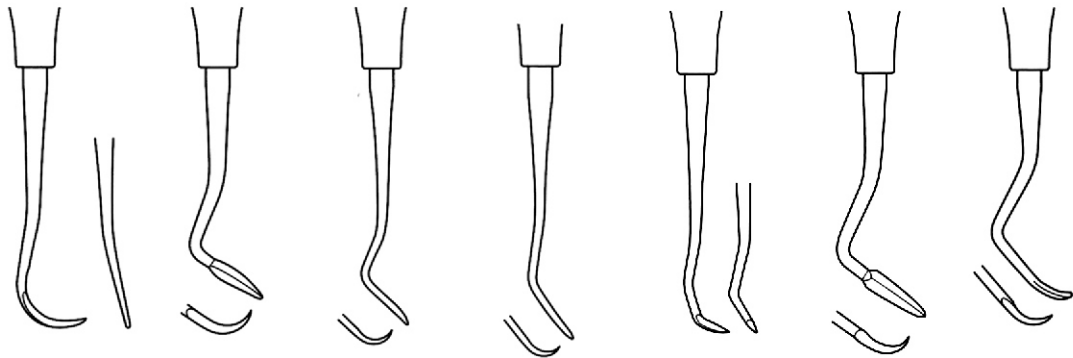
SI 56-1630
Fig. 204 S

SI 56-1631
Fig. 204 SD

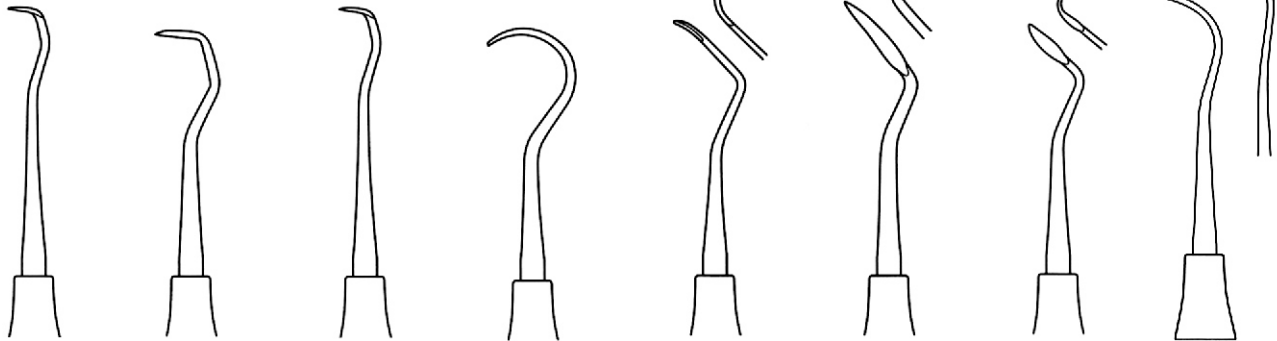
SI 56-1632
Zürich

SI 56-1633
Fig. CC 6

SI 56-1634
Fig. M 23



DENTAL SCALERS



SI 56-1635
Hygienist-Towner
Fig. H5/33

SI 56-1636
Towner
Fig. U15/30

SI 56-1637
Towner
Fig. U15/33

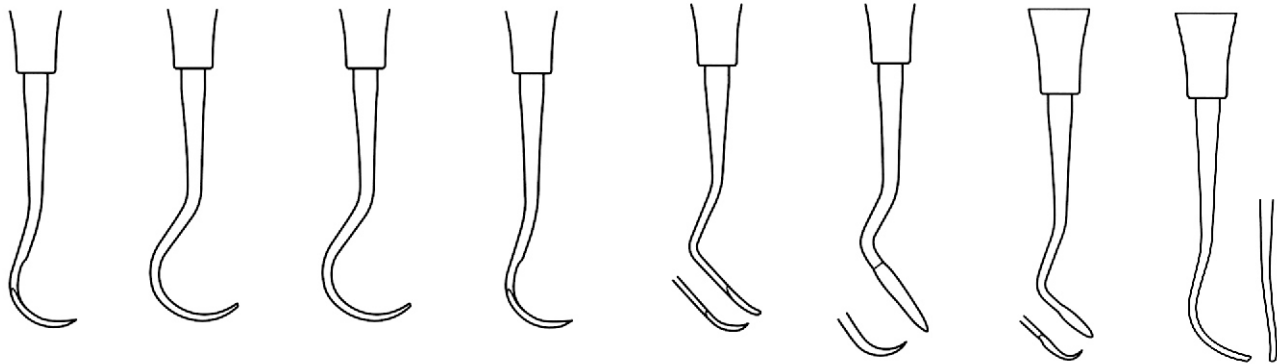
SI 56-1638
Hygienist-Towner
Fig. H5/U15

SI 56-1639
Fig. U 135

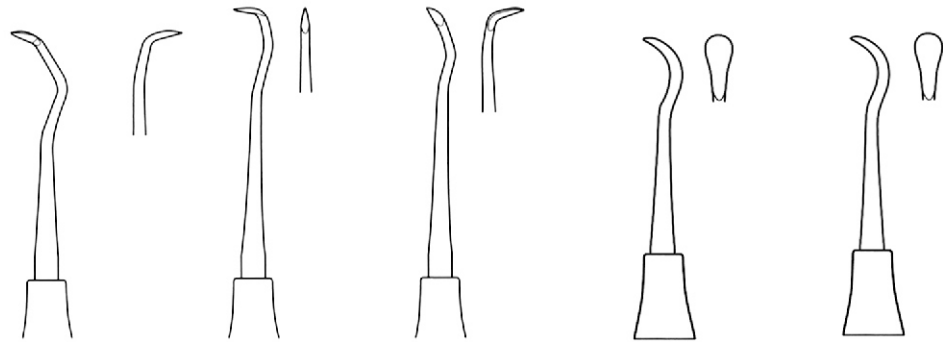
SI 56-1640
Fig. CI 2/3

SI 56-1641
Taylor
Fig. T2/T3

SI 56-1642
Younger-Good
Fig. 33/34



DENTAL SCALERS



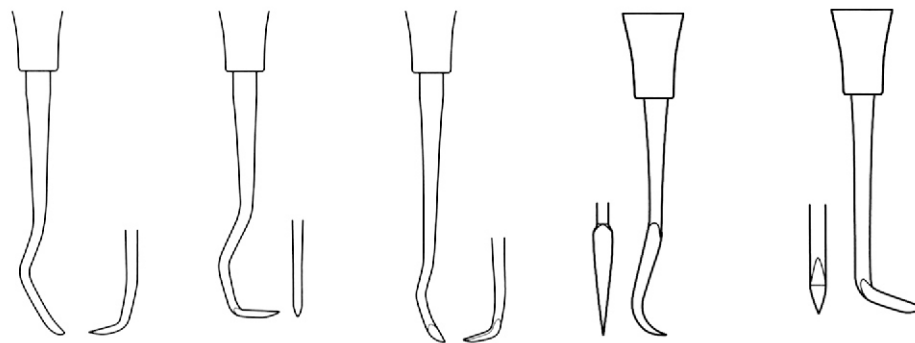
SI 56-1643
 Jacquette
 Fig. 31/32

SI 56-1644
 Jacquette
 Fig. 30/33

SI 56-1645
 Jacquette
 Fig. 34/35

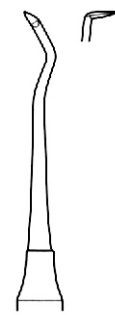
SI 56-1646
 Cumine
 Fig. 33

SI 56-1647
 Mitchell
 Fig. 34



DENTAL SCALERS


SI 56-1648
Jacquette
Fig. 33



SI 56-1649
Jacquette
Fig. 34



SI 56-1650
Jacquette
Fig. 35



SI 56-1651
Ward-Kirkland
Fig. 1



SI 56-1652
Crane-Kaplan
Fig. 2



SI 56-1653
Mercitan
Fig. Sh5



SI 56-1654
Crane-Kaplan
Fig. 3



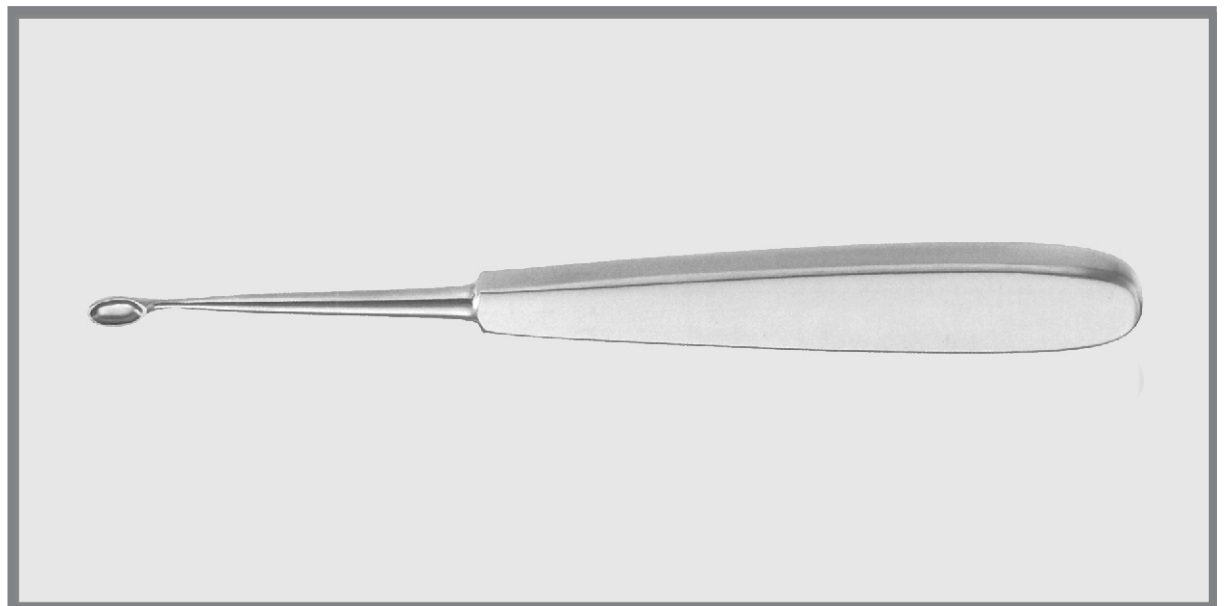
SI 56-1655
White
Fig. 12B



57

- EN** Bone Currettes
- DE** Knochenküretten
- ES** Curetas de hueso


Page 79 to 84



BONE CURETTES



SI 57-1701
 SI 57-1702



SI 57-1703
 SI 57-1704



WILLIGER

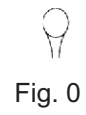
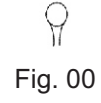



Fig. 00
 Fig. 0
 Fig. 1
 Fig. 2

SI 57-1705
 SI 57-1706
 SI 57-1707
 SI 57-1708

SI 57-1709
 SI 57-1710
 SI 57-1711
 SI 57-1712

SI 57-1713
 SI 57-1714
 SI 57-1715
 SI 57-1716

SI 57-1717
 SI 57-1718
 SI 57-1719
 SI 57-1720

BONE CURETTES



Mod. USA



Fig. 1

Fig. 2

Fig. 3

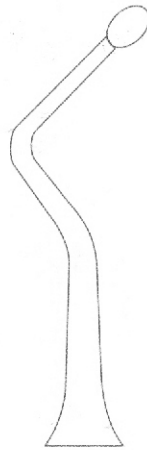
Fig. 4

Fig. 5

Fig. 6



Fig. 1 SI 57-1721
 Fig. 2 SI 57-1722
 Fig. 3 SI 57-1723
 Fig. 4 SI 57-1724
 Fig. 5 SI 57-1725
 Fig. 6 SI 57-1726



R
 SI 57-1727
 SI 57-1728
 SI 57-1729
 SI 57-1730
 SI 57-1731
 SI 57-1732



L
 SI 57-1733
 SI 57-1734
 SI 57-1735
 SI 57-1736
 SI 57-1737
 SI 57-1738



CHOMPRET
 SI 57-1739



SI 57-1740
R



SI 57-1741
L



BONE CURETTES




WILLGER

SI 57-1742
Fig. 00/00

SI 57-1743
Fig. 0/0

SI 57-1744
Fig. 1/1




MARTINI

SI 57-1745
Fig. 00/00

SI 57-1746
Fig. 0/0

SI 57-1747
Fig. 1/1

SI 57-1748- SI 57-1750R-
SI 57-1749 SI 57-1751R



HEMINGWAY
18 CM/7"




SI 57-1752
SI 57-1753
Fig. 1R / 1L

SI 57-1754
SI 57-1755
Fig. 2R / 2L

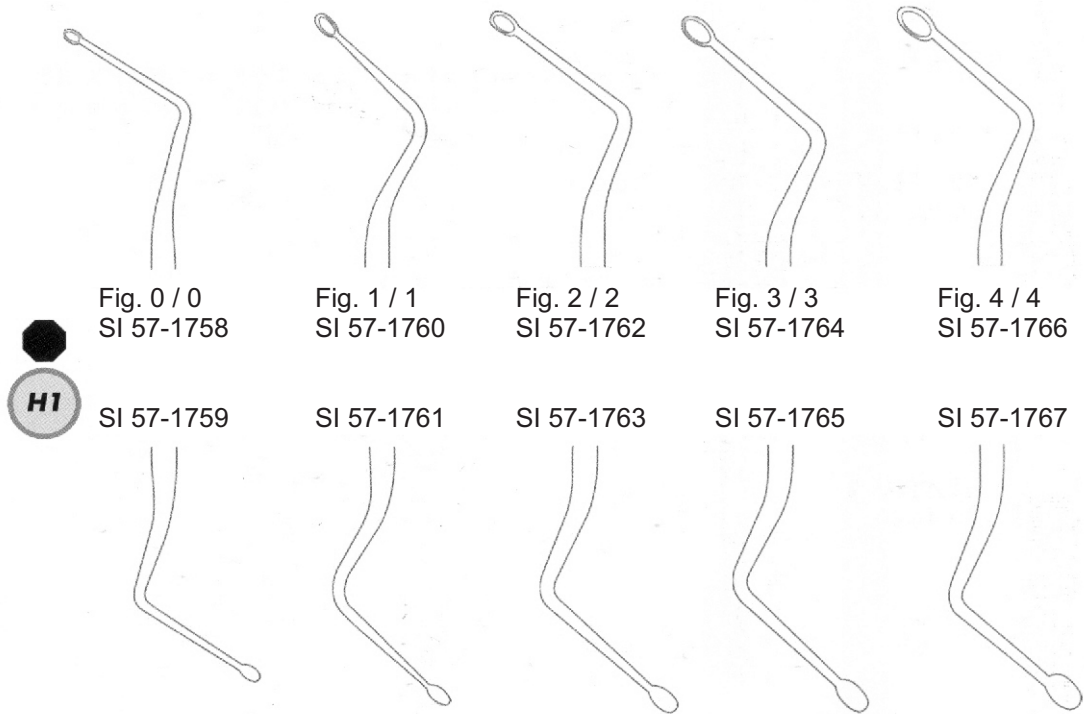
SI 57-1756
SI 57-17SI 57
Fig. 3R / 3L



BONE CURETTES




5,5 mm Ø9,5 mm
 HEMINGWAY
 17 cm/6 ¾"



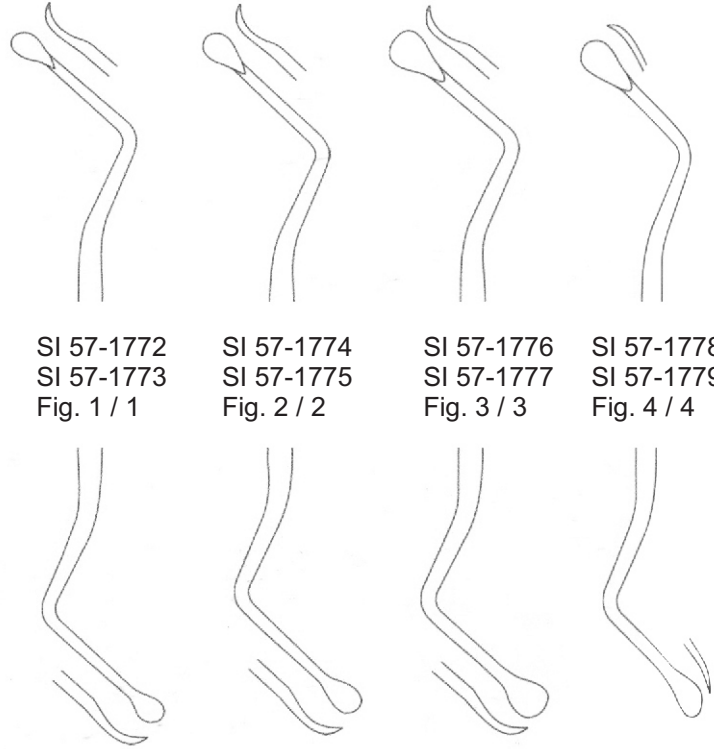
BONE CURETTES



SI 57-1768 SI 57-1770
 SI 57-1769 SI 57-1771



LUCAS
 17 cm/6¾"



SI 57-1772 SI 57-1774 SI 57-1776 SI 57-1778
 SI 57-1773 SI 57-1775 SI 57-1777 SI 57-1779
 Fig. 1 / 1 Fig. 2 / 2 Fig. 3 / 3 Fig. 4 / 4

BONE CURETTES



Fig. 4



Fig. 5



Fig. 1



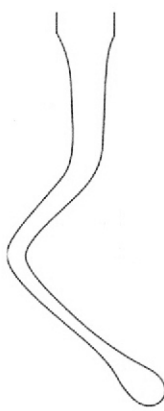
Fig. 2



Fig. 3



Fig. 4



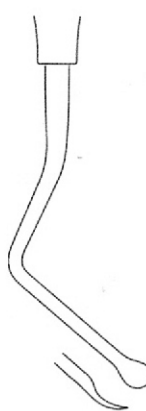
MEAD
SI 57-1780



MEAD
SI 57-1781



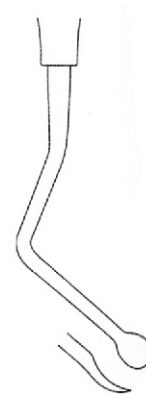
SI 57-1782



MILLER-COLBURN
SI 57-1783



MILLER-COLBURN
SI 57-1784



MILLER-COLBURN
SI 57-1785



58

- EN** Excavators
- DE** Bagger
- ES** Excavadoras

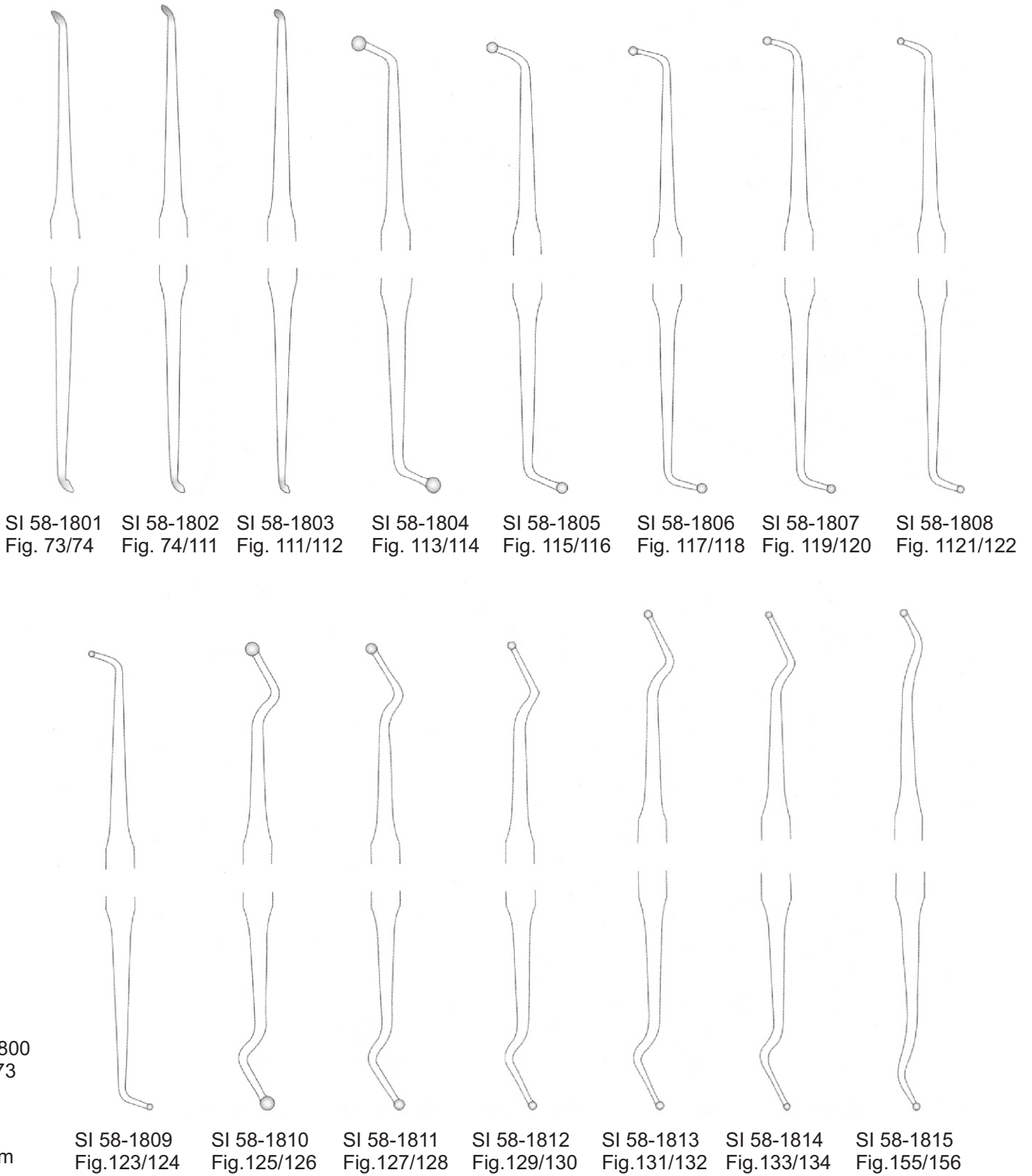
Page 85 to 89



EXCAVATORS



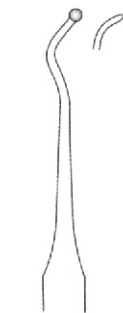
SI 58-1800
 Fig.72/73



EXCAVATORS



SI 58-1816
Fig.139/140



SI 58-1817
Fig.141/142



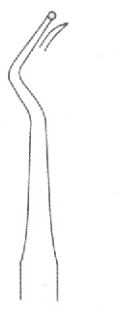
SI 58-1818
Fig.159/160



SI 58-1819
Fig.161/162



SI 58-1820
Fig.165/166



SI 58-1821
Fig.171/172



SI 58-1822
Fig.173/174



SI 58-1823
Fig.175/176



SI 58-1824
Fig.177/178



SI 58-1825
Fig.179/180



EXCAVATORS



SI 58-1826
Fig. 5



SI 58-1827
Fig. 13



WHITE
SI 58-1828
Fig. 14



SI 58-1829
Fig. 15



SI 58-1830
Fig. 17



SI 58-1831
Fig. 18



SI 58-1832
Fig. 19



WHITE
SI 58-1833
Fig. 20



SI 58-1834
Fig. 23



SI 58-1835
Fig. 25

EXCAVATORS



Ø6
mm

H1
Ø9,5
mm



Fig. 5
SI 58-1836



Fig. 13
SI 58-1837



Fig. 14
SI 58-1838



Fig. 17
SI 58-1839



SI 58-1840

SI 58-1841

SI 58-1842

SI 58-1843



Fig. 18
SI 58-1844



Fig. 31
SI 58-1845



Fig. 33
SI 58-1846



Fig. 35
SI 58-1847



SI 58-1848


SI 58-1849

SI 58-1850

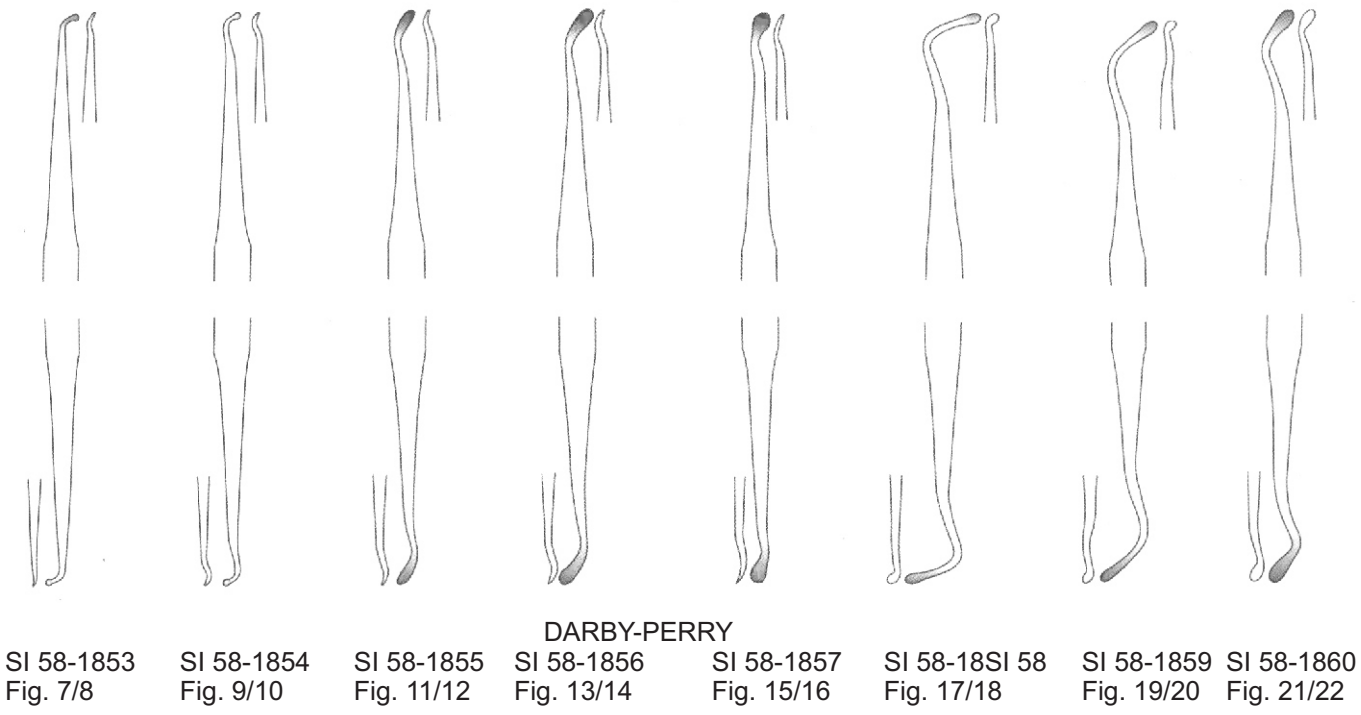
SI 58-1851



EXCAVATORS

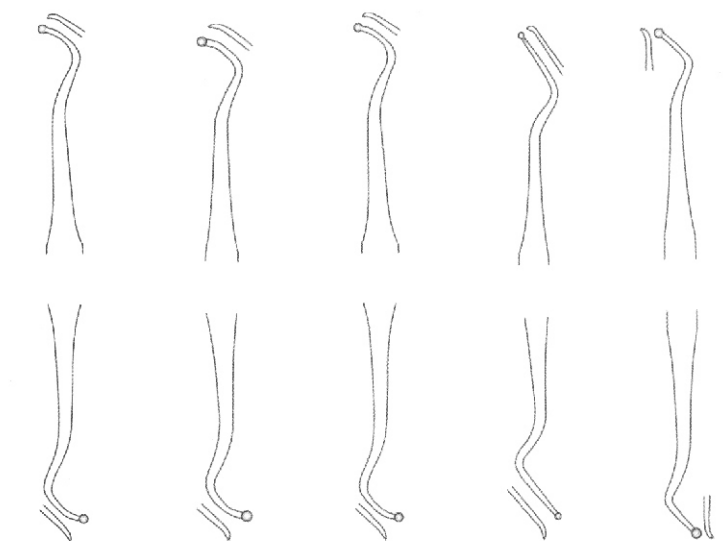


SI 58-1852
Fig. 5/6



SI 58-1853 Fig. 7/8 SI 58-1854 Fig. 9/10 SI 58-1855 Fig. 11/12 SI 58-1856 Fig. 13/14 SI 58-1857 Fig. 15/16 SI 58-1858 Fig. 17/18 SI 58-1859 Fig. 19/20 SI 58-1860 Fig. 21/22

DARBY-PERRY




SI 58-1861 Fig. 4/5 SI 58-1862 Fig. 6/7 GILLET SI 58-1863 Fig. 7/8 SI 58-1864 Fig. 12/13 SI 58-1865 Fig. 14/15

59

- EN** Wax Proclein
- DE** Wachs-Porzellan
- ES** cera Porcelana

Page 90 to 94



MODELLING



5,5 mm



H1
 Ø9,5 mm



SI 59-1901
 Fig. 1



SI 59-1902
 Fig. 2



SI 59-1903
 Fig. 3



SI 59-1904
 Fig. 4



SI 59-1905
 Fig. 5



SI 59-1906H

SI 59-1907H

SI 59-1908H

SI 59-1909H

SI 59-1910H

Aluminium

SI 59-1911

SI 59-1912

SI 59-1913

SI 59-1914

SI 59-1915

gold

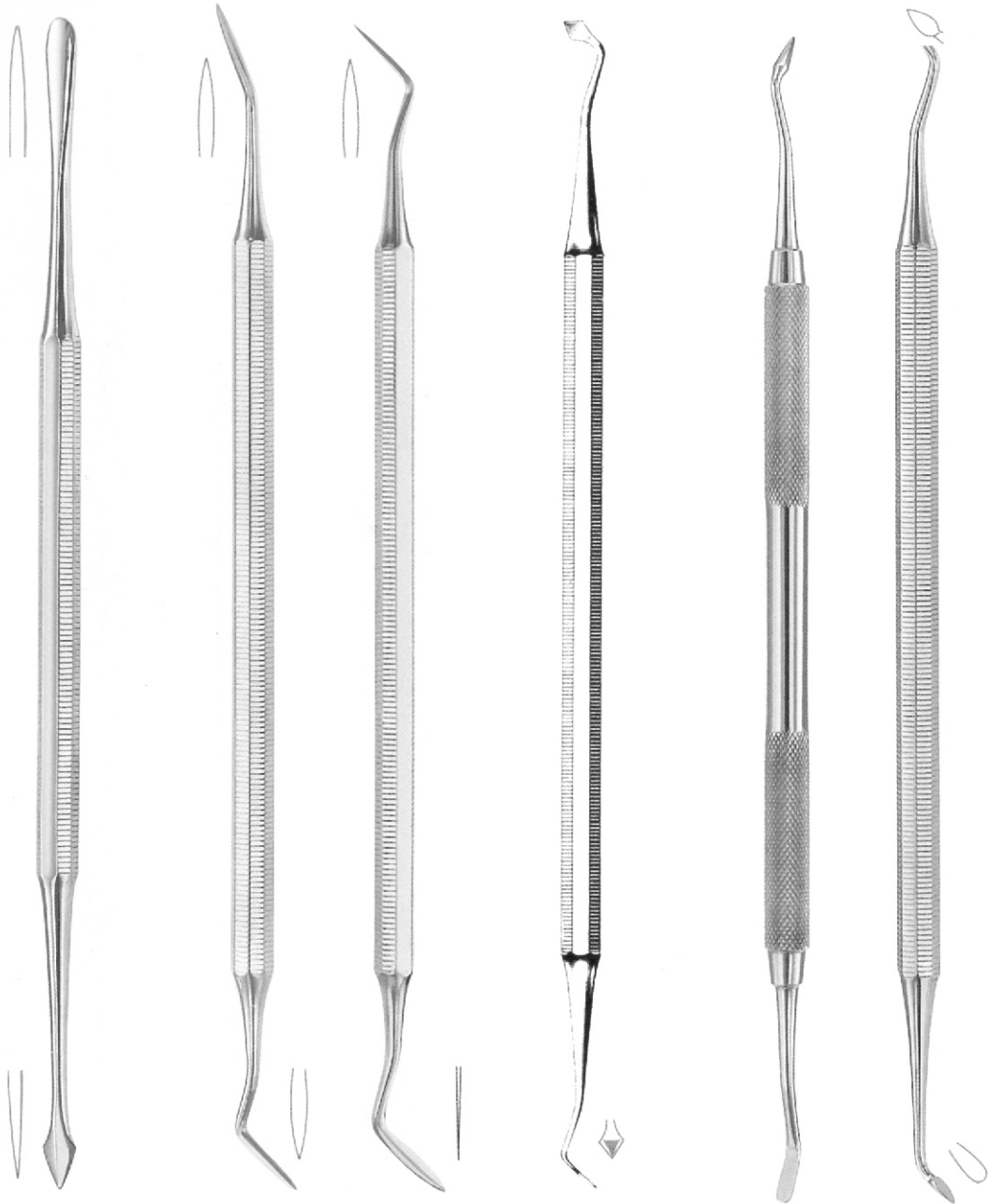
green

blue

red

silver

MODELLING



GRITMAN
SI 59-1916

WARD
SI 59-1917 Fig. 1
SI 59-1918 Fig. 2


FRAHM
SI 59-1919

SHOSHAN
SI 59-1920
SHO-A

W.A.C.D
SI 59-1921



MODELLING



HYLIN
 SI 59-1922




ZAHLE
 SI 59-1923




SI 59-1924



SI 59-1925




LE CRON
 SI 59-1926



SI 59-1927



VEHE
 SI 59-1928



FIELDSTAD
 SI 59-1929

MODELLING



ROACH
 SI 59-1930 SI 59-1931

RIEGNER
 SI 59-1932

SI 59-1933
 Fig. 1

SI 59-1934
 Fig. 2


FRAHM
 SI 59-1935
 Fig. 6

SI 59-1936
 Fig. 10


SI 59-1937
 Fig. 6/10



MODELLING



BEALE
SI 59-1938 SI 59-1939
Fig. 7A



GRITMAN
SI 59-1940
19,5 cm/7 3/4"




WESTON
SI 59-1941

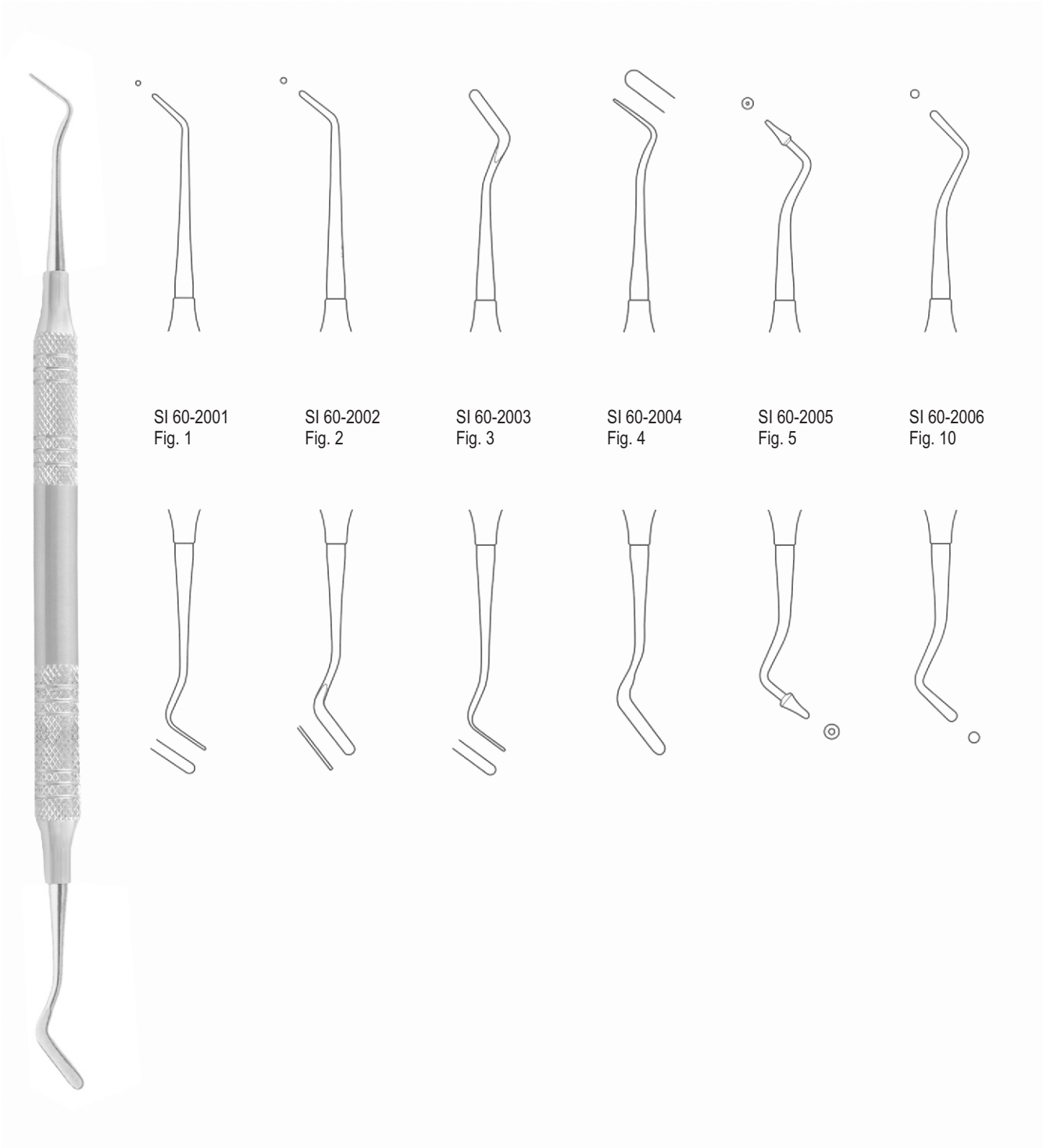
60

- EN** Filling Instruments
- DE** Füllungsinstrumente
- ES** Actos de llenado

Page 95 to 105



FILLING INSTRUMENTS



SI 60-2001
Fig. 1

SI 60-2002
Fig. 2

SI 60-2003
Fig. 3

SI 60-2004
Fig. 4

SI 60-2005
Fig. 5

SI 60-2006
Fig. 10

Note: Titanium Coated Points are available on customer demand.

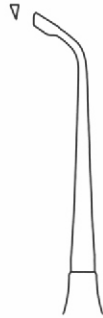
FILLING INSTRUMENTS



SI 60-2007
Fig. 1
Felt



SI 60-2008
Fig. 2
Felt



SI 60-2009
Fig. 3
Felt



SI 60-2010
Fig. 4
Felt



SI 60-2011
Fig. 5
Felt



SI 60-2012
Fig. 6
Felt



FILLING INSTRUMENTS



SI 60-2013
 Fig. 1
 Goldstein



SI 60-2014
 Fig. 2
 Goldstein



SI 60-2015
 Fig. 3
 Goldstein



SI 60-2016
 Fig. 4
 Goldstein



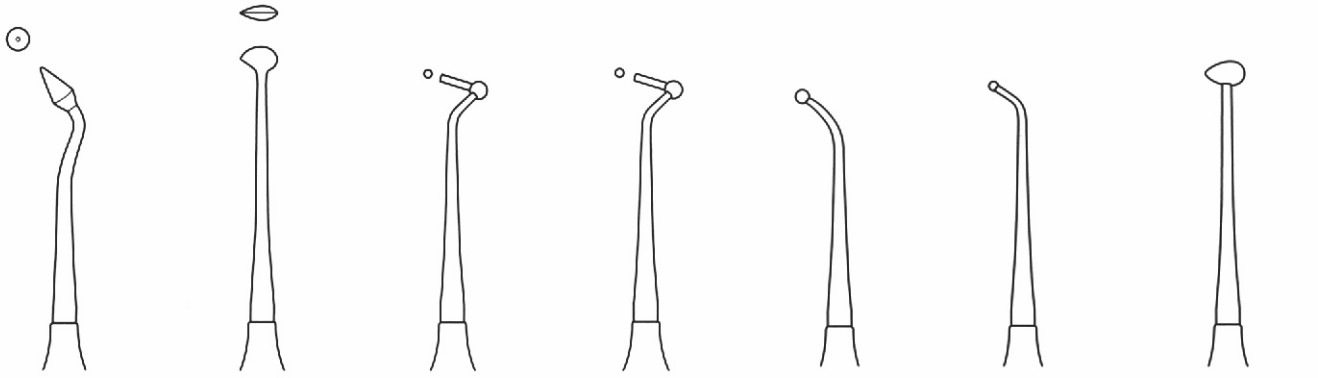
SI 60-2017
 Fig. 9/10



SI 60-2018
 Fig. 11/12



FILLING INSTRUMENTS



SI 60-2019
Fig. SB

SI 60-2020
Fig. 29/2B

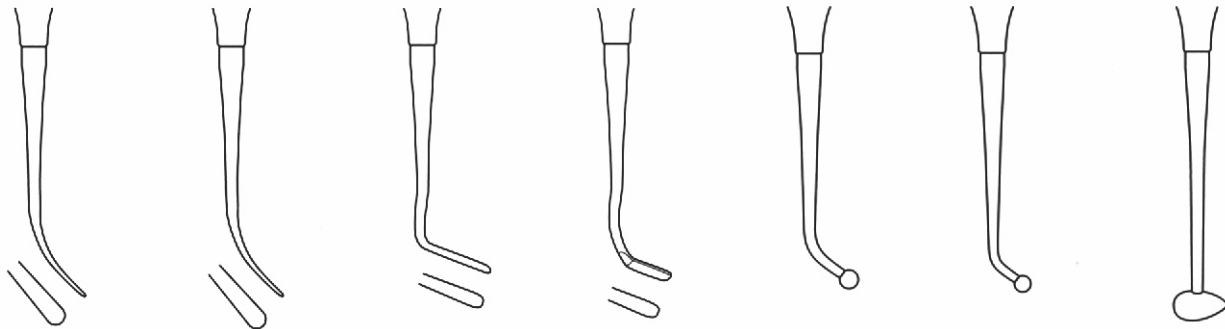
SI 60-2021
Fig. L1
Loesche

SI 60-2022
Fig. L2
Loesche

SI 60-2023
Fig. 18
Ball Burnisher

SI 60-2024
Fig. 26/27S
Ball Burnisher

SI 60-2025
Fig. 28/29
Ball Burnisher



FILLING INSTRUMENTS



SI 60-2026
Fig. 1S



SI 60-2027
Fig. 2S



SI 60-2028
Fig. 3S



SI 60-2029
Fig. 4S



SI 60-2030
Fig. 1P



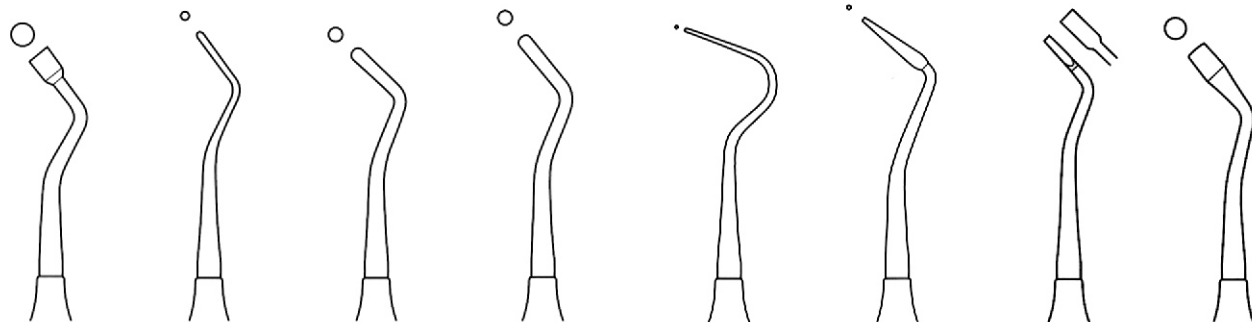
SI 60-2031
Fig. 2P



SI 60-2032
Fig. 3P



FILLING INSTRUMENTS



SI 60-2033
Fig. 4P

SI 60-2034
Fig. 1D

SI 60-2035
Fig. 2D

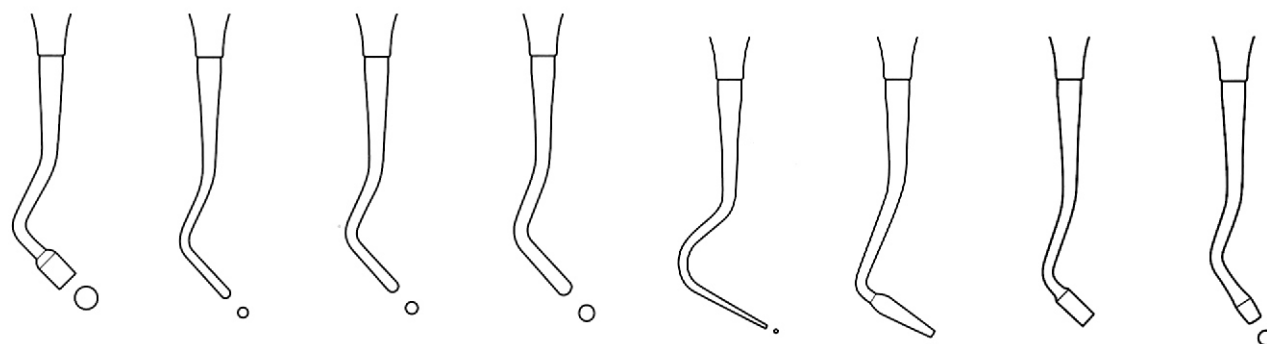
SI 60-2036
Fig. 3D

SI 60-2037
Fig. M1
Markley

SI 60-2038
Fig. M2

SI 60-2039
Fig. M3

SI 60-2040
Fig. M4




FILLING INSTRUMENTS



SI 60-2041
Fig. M5



SI 60-2042
Fig. M6



SI 60-2043
Fig. H1
Hollenback



SI 60-2044
Fig. H2
Hollenback



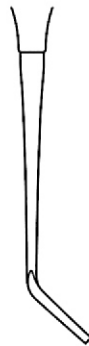
SI 60-2045
Fig. H3
Hollenback



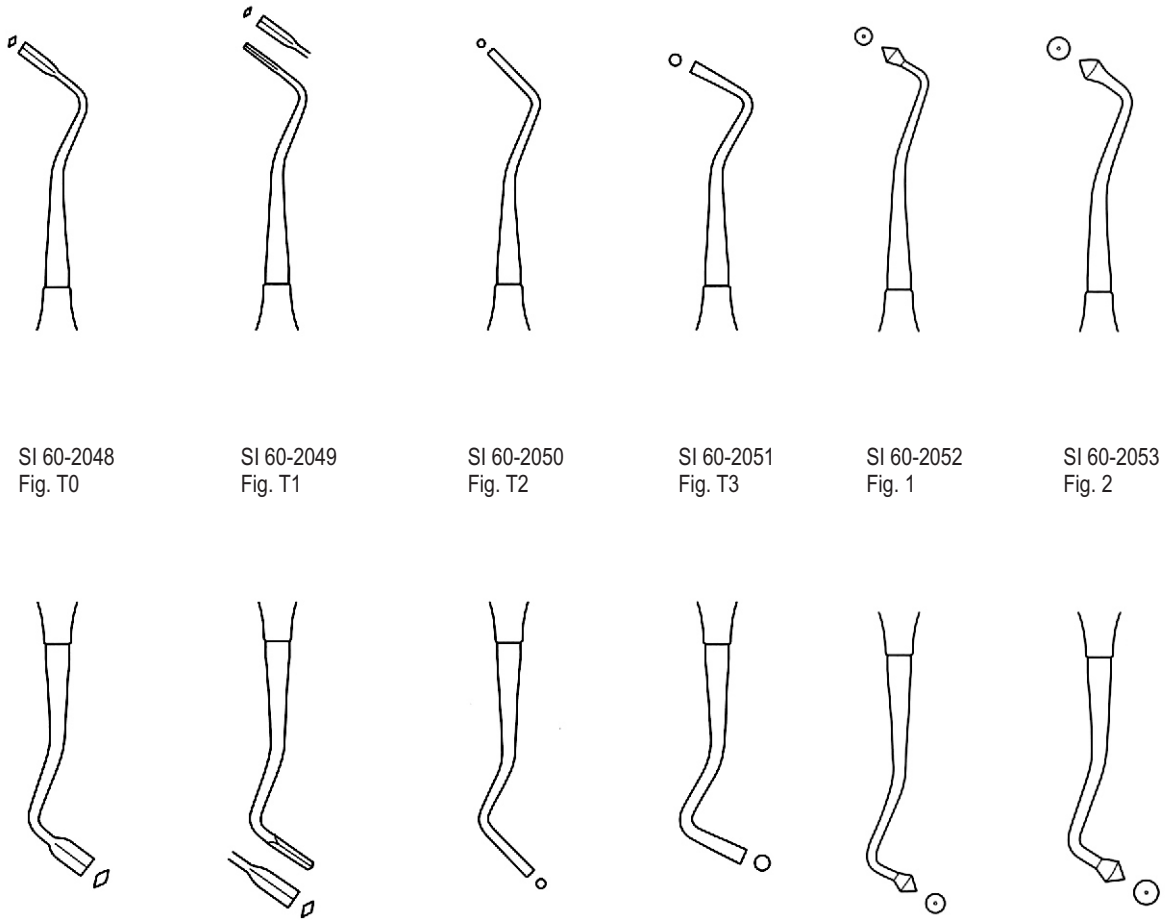
SI 60-2046
Fig. H4
Hollenback



SI 60-2047
Fig. MQ 1S



FILLING INSTRUMENTS



SI 60-2048
Fig. T0

SI 60-2049
Fig. T1

SI 60-2050
Fig. T2

SI 60-2051
Fig. T3

SI 60-2052
Fig. 1

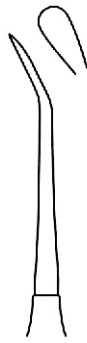
SI 60-2053
Fig. 2



FILLING INSTRUMENTS



SI 60-2054
Fig. 3



SI 60-2055
Fig. WO 1
Woodson



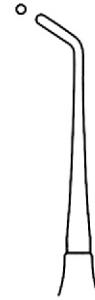
SI 60-2056
Fig. WO 2
Woodson



SI 60-2057
Fig. WO 3
Woodson



SI 60-2058
Fig. L2
Ladmore



SI 60-2059
Fig. L3
Ladmore



FILLING INSTRUMENTS



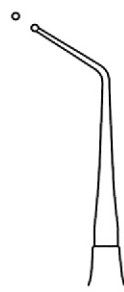
SI 60-2060
Fig. 1
Ward




SI 60-2061
Fig. 2
Ward



SI 60-2062
Fig. 7A



SI 60-2063
Fig. 19



SI 60-2064
Fig. 7B



SI 60-2065
Fig. 6



SI 60-2066
Fig. 11



FILLING INSTRUMENTS



SI 60-2067
 Fig. 179



SI 60-2068
 Fig. 1
 2 mm



SI 60-2069
 Fig. 2
 2.5 mm



SI 60-2070
 Fig. 3
 3 mm



SI 60-2071
 Fig. 11



SI 60-2072
 Fig. 12



SI 60-2073
 Fig. 13



61

- EN** Gingivectomy Knives
- DE** Gingivektomie Messer
- ES** Cuchillos de gingivectomía

Page 106 to 107



GINGIVECTOMY KNIVES



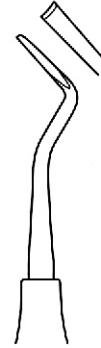
SI 61-2101
Goldman-Fox
Fig. 7



SI 61-2102
Goldman-Fox
Fig. 8



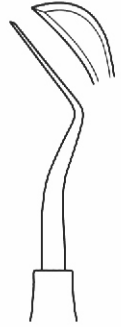
SI 61-2103
Goldman-Fox
Fig. 9



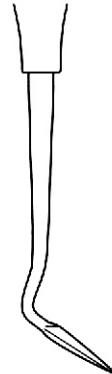
SI 61-2104
Goldman-Fox
Fig. 10



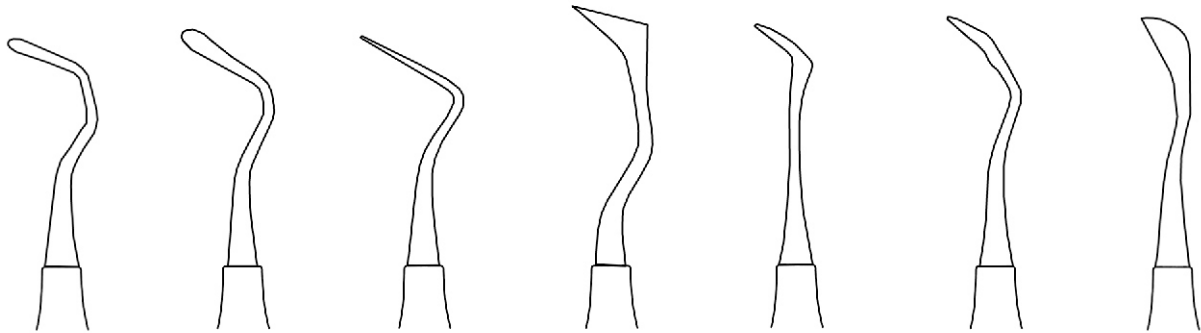
SI 61-2105
Goldman-Fox
Fig. 11



SI 61-2106
Kirkland
Fig. 15K/16K



GINGIVECTOMY KNIVES



SI 61-2107
 Fig. 1
 Reddy Thin

SI 61-2108
 Fig. 2
 Reddy Thin

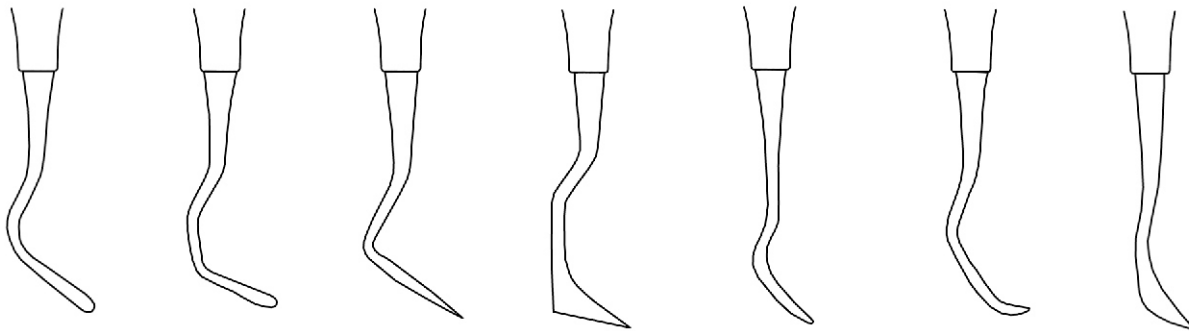
SI 61-2109
 Fig. 1/2
 Sanders

SI 61-2110
 Fig. 19/20
 USC Towner

SI 61-2111
 Fig. CK-3
 Crane Kaplan

SI 61-2112
 Fig. CK-6
 Crane Kaplan


SI 61-2113
 Fig. 1/2
 Solt




62

- EN** Cement Spatulas
- DE** Zementspatel
- ES** Espátulas de cemento


Page 108 to 112




CEMENT SPATULAS



SI 62-2151
Fig. 26
Distal



SI 62-2152
Fig. 27
Mesial



SI 62-2153
Fig. 29
Mesial



SI 62-2154
Fig. 29
Mesial



SI 62-2155
Fig. 77/78
Distal




SI 62-2156
Mesial
54-1142-00



SI 62-2157
Fig. 28
Distal

CEMENT SPATULAS

Wooden Handle



SI 62-2158
Fig. 28
Distal




SI 62-2159
Fig. 28
Distal



SI 62-2160
Fig. 28
Distal



SI 62-2161
Fig. 28
Distal



SI 62-21SI 62
Fig. 28
Distal



CEMENT SPATULAS



SI 62-2163
Fig. 1



Fig. 2



Fig. 3



Fig. 4




Fig. 5



Fig. 1



Fig. 2
SI 62-2164





Fig. 3



SI 62-2165
Fig. 31
Gritman

CEMENT SPATULAS



SI 62-2166
Fig. 1



Fig. 2



Fig. 3



SI 62-2167
Fig. 1



Fig. 2



Fig. 5



Fig. 3



Fig. 6



Fig. 4



Fig. 7



CEMENT SPATULAS



SI 62-2168
Fig. 1



Fig. 2



Fig. 4



Fig. 5



Fig. 322



Fig. 324



Fig. 6



Fig. 7



Fig. 8




SI 62-2169
Fig. 313



Fig. 5



Fig. 8



SI 62-2170



Fig. 24 A



Fig. 25 E



Fig. 11




Fig. 12

63

- EN** Mouth Mirrors
- DE** Mundspiegel
- ES** Espejos bucales

Page 113 to 115



MOUTH MIRRORS

Simple Stem



Plain
Magnifying
Front Surface

- | | |
|-----------|---------------|
| 1 = 16 mm | SI 63-2301-16 |
| 3 = 20 mm | SI 63-2301-20 |
| 4 = 22 mm | SI 63-2301-22 |
| 5 = 24 mm | SI 63-2301-24 |



Plain
Magnifying
Front Surface


- | | |
|-----------|---------------|
| 4 = 22 mm | SI 63-2302-22 |
| 5 = 24 mm | SI 63-2302-24 |



Plain
Magnifying
Front Surface

- | | |
|-----------|---------------|
| 3 = 20 mm | SI 63-2303-20 |
| 4 = 22 mm | SI 63-2303-22 |
| 5 = 24 mm | SI 63-2303-24 |

Cone Socket



Plain
Magnifying
Front Surface

- | | |
|-----------|---------------|
| 3 = 20 mm | SI 63-2304-20 |
| 4 = 22 mm | SI 63-2304-22 |
| 5 = 24 mm | SI 63-2304-24 |



Plain
Magnifying
Front Surface

- | | |
|-----------|---------------|
| 3 = 20 mm | SI 63-2305-20 |
| 4 = 22 mm | SI 63-2305-22 |
| 5 = 24 mm | SI 63-2305-24 |

MOUTH MIRRORS



SI 63-2306-01
4,5 cm/13/4



SI 63-2306-02
Handle only

HILGER
SI 63-2306-00
18 cm/7"



SI 63-2307-14
Hollow



SI 63-2308-14
Hollow



SI 63-2309-14
Hollow



SI 63-2310-14
Hollow

Mirror handles are available with Cone Socket and Simple Stem Fittings
 Metric / US Threads, Please specify while ordering



MOUTH MIRRORS



SI 63-2311-12
Hollow



SI 63-2312-12
Solid



SI 63-2313-12
Solid



SI 63-2314-12
Solid



SI 63-2315-00
Solid



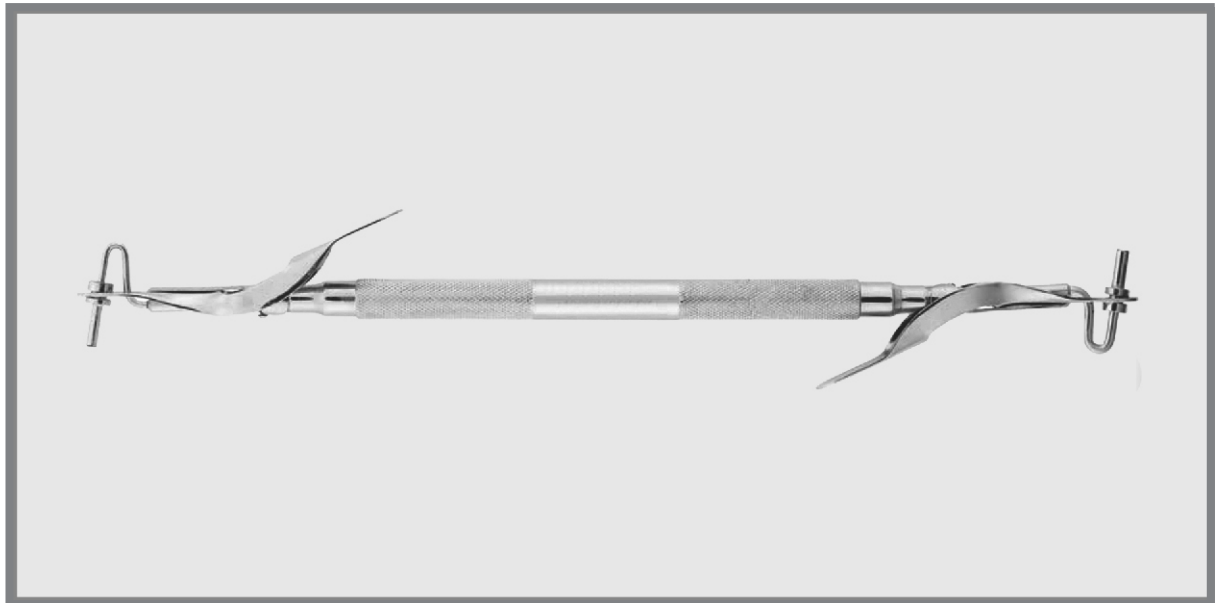
SI 63-2316-00
Hollow

Mirror handles are available with Cone Socket and Simple Stem Fittings
 Matric / US Threads, Please specify while ordering


64

- EN** Amalgam Instruments
- DE** Amalgam Instrumente
- ES** Instrumentos de amalgama

Page 116 to 117

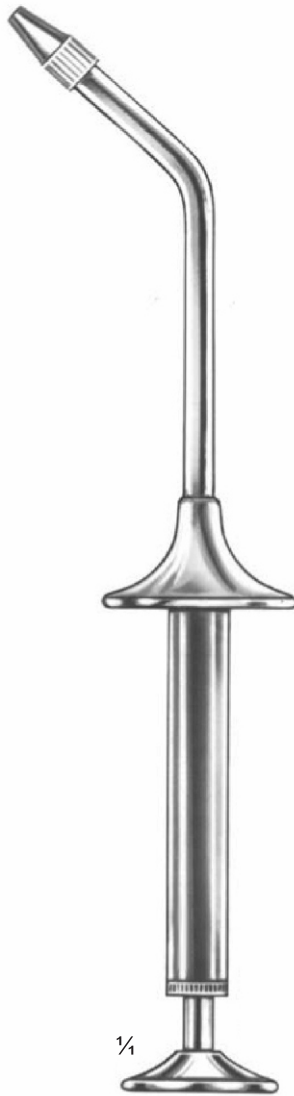


AMALGAM



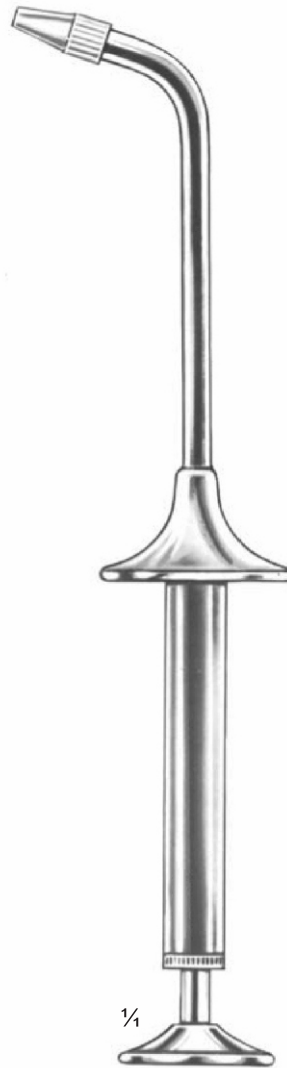
1/4

with metal tip SI 64-2351
with plastic tip SI 64-2352



1/4

SI 64-2353
SI 64-2354



1/4

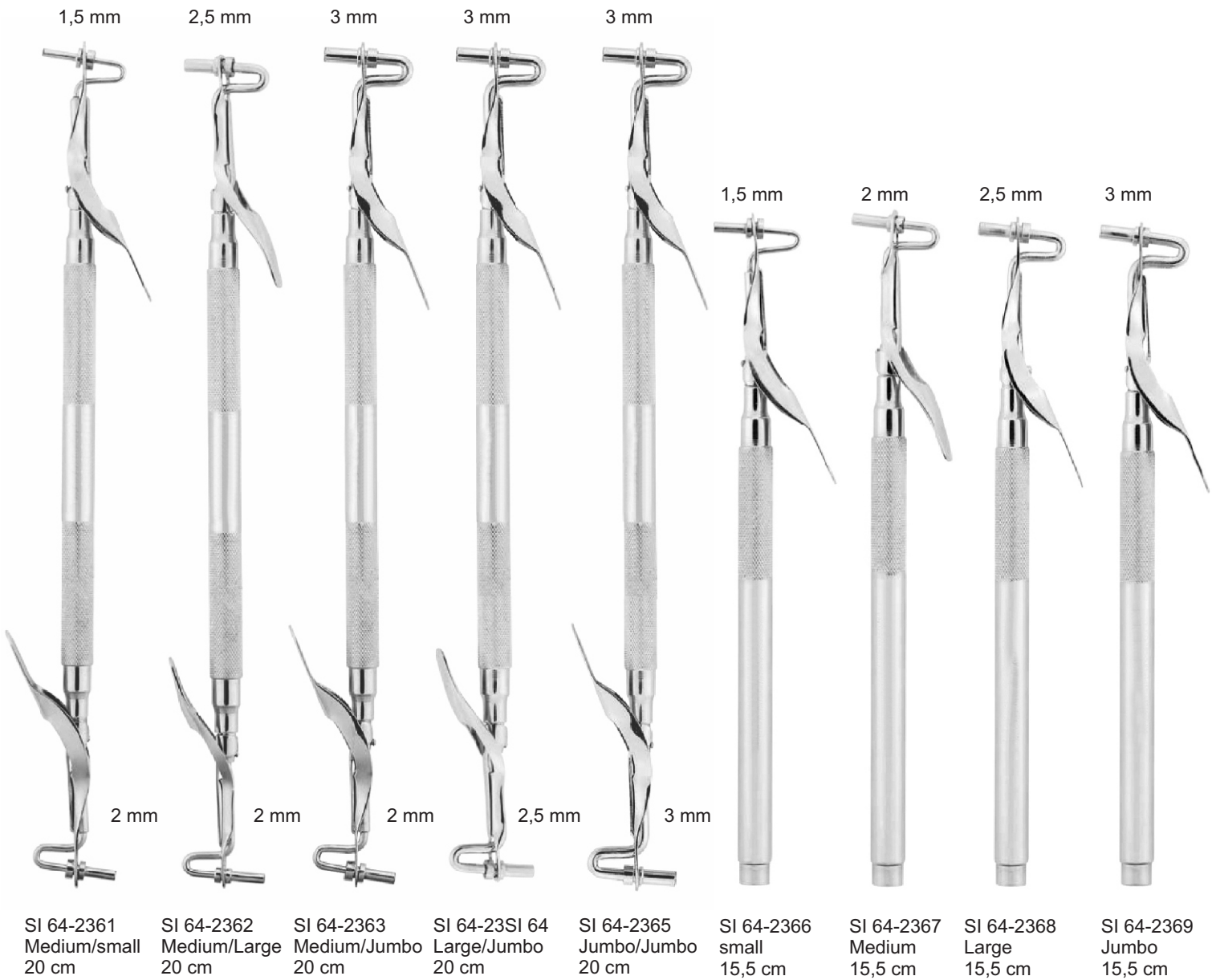
SI 64-2355
SI 64-2356



1/4

SI 64-2357
SI 64-2358


AMALGAM



65

- EN** Matrix Retainers
- DE** Matrix-Halterungen
- ES** Retenedores de matrices

Page 118 to 125



MATRIX RETAINERS



Tofemire-Universal
SI 65-2601



Tofemire-Senior
SI 65-2602



Tofemire-Junior
SI 65-2603



Fig.1
Nystrom
left
SI 65-2604



Fig.2
Nystrom
right
SI 65-2605



Ivory 8
SI 65-2606 5 mm
SI 65-2607 6 mm
SI 65-2608 7 mm



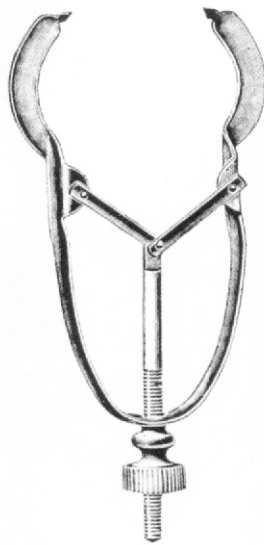
Ivory 8N
SI 65-2609



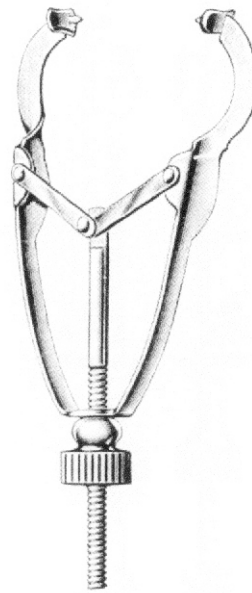
Didner 8P
SI 65-2610

adjustable

MATRIX RETAINERS



Ivory
 SI 65-2611
 Fig. 1



Ivory
 SI 65-2612
 Fig. 12



Ivory
 SI 65-2613
 Fig. 12A



MATRIX RETAINERS



Ainsworth
SI 65-2614
16 cm / 6 3/4"



Ainsworth
SI 65-2615
16 cm / 6 3/4"



Ivory
SI 65-2616
15 cm / 6"



Ivory
SI 65-2617
15 cm / 6"



Ivory
SI 65-2618
17 cm / 6 5/8"




Brewer
SI 65-2619
17 cm / 6 5/8"

MATRIX RETAINERS



Stockes
 SI 65-2620
 17 cm / 6 3/4"



Stockes
 SI 65-2621
 17 cm / 6 3/4"



Palmer
 SI 65-2622
 17 cm / 6 3/4"



White
 SI 65-2623
 17 cm / 6 3/4"



Band Pusher-Mershon
 SI 65-2624
 14 cm / 5 3/4"



MATRIX RETAINERS



SI 65-2626
Fig. 00
Anterior Teeth



SI 65-2627
Fig. 0
Premolars



SI 65-2628
Fig. 1
Premolars



SI 65-2629
Fig. 1A
Premolars



SI 65-2630
Fig. 2
Premolars



SI 65-2631
Fig. 2A
Premolars



SI 65-2632
Fig. 2AS
Premolars



SI 65-2633
Fig. 3
Lower Molars



SI 65-2634
Fig. 4
Upper Molars



SI 65-2635
Fig. 5
Upper Molars



SI 65-2636
Fig. 6
Anterior Teeth



SI 65-2637
Fig. 7
Lower Molars



SI 65-2638
Fig. 7A
Lower Molars



SI 65-2639
Fig. 8
Upper Molars



SI 65-2640
Fig. 8A
Molars General



SI 65-2641
Fig. 9
Anterior Teeth



SI 65-2642
Fig. 9S
Anterior Teeth



SI 65-2643
Fig. 10
Molars General



SI 65-2644
Fig. 11
Molars General



SI 65-2645
Fig. 24
Molars General



SI 65-2646
Fig. 25
Molars General



SI 65-2647
Fig. 26
Lower Molars



SI 65-2648
Fig. 26N
Molars General



SI 65-2649
Fig. 27
Molars General

MATRIX RETAINERS



SI 65-2SI 650
Fig. 27N
Premolars



SI 65-2SI 651
Fig. 28
Lower Molars



SI 65-2SI 652
Fig. 29
Lower Molars



SI 65-2SI 653
Fig. 30
Upper Molars



SI 65-2SI 654
Fig. 31
Upper Molars



SI 65-2SI 655
Fig. 56
Molars General



SI 65-2SI 656
Fig. 56S
Molars General



SI 65-2SI 657
Fig. 201
Upper Molars



SI 65-2SI 658
Fig. 205
Upper Molars



SI 65-2SI 659
Fig. 212
Anterior Teeth



SI 65-2660
Fig. 212SA
Anterior Teeth



SI 65-2661
Premolars
12-06SI 65-W2




SI 65-2662
Fig. W3
Lower Molars



SI 65-2663
Fig. W4
Upper Molars




SI 65-2664
Fig. W7
Lower Molars




SI 65-26SI 65 Frame - Child
13 cm/5"
SI 65-2666 Frame - Adult
15 cm/6"



MATRIX RETAINERS



SI 65-2667
 Beerendonk



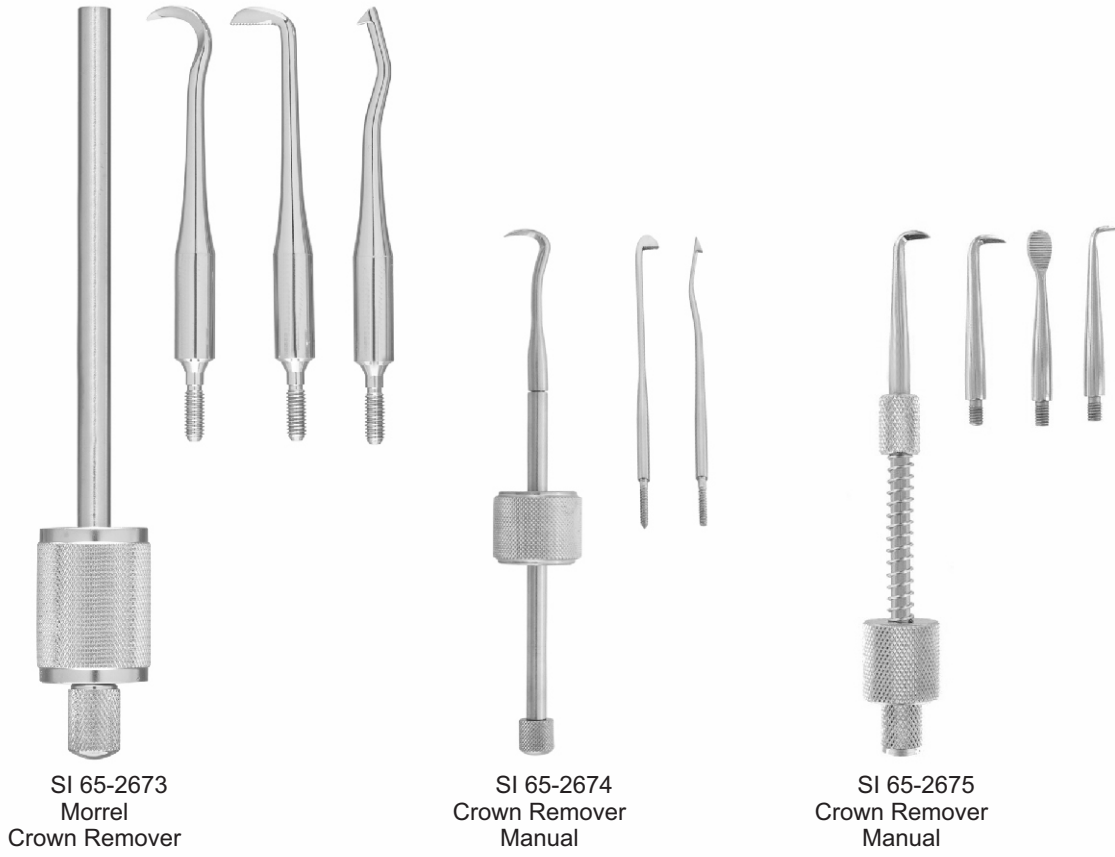
SI 65-2668
 Boley



Iwanson
 One side graugation
 SI 65-2669 Metal
 SI 65-2670 Wax

Double side graugation
 SI 65-2671 Metal
 SI 65-2672 Wax

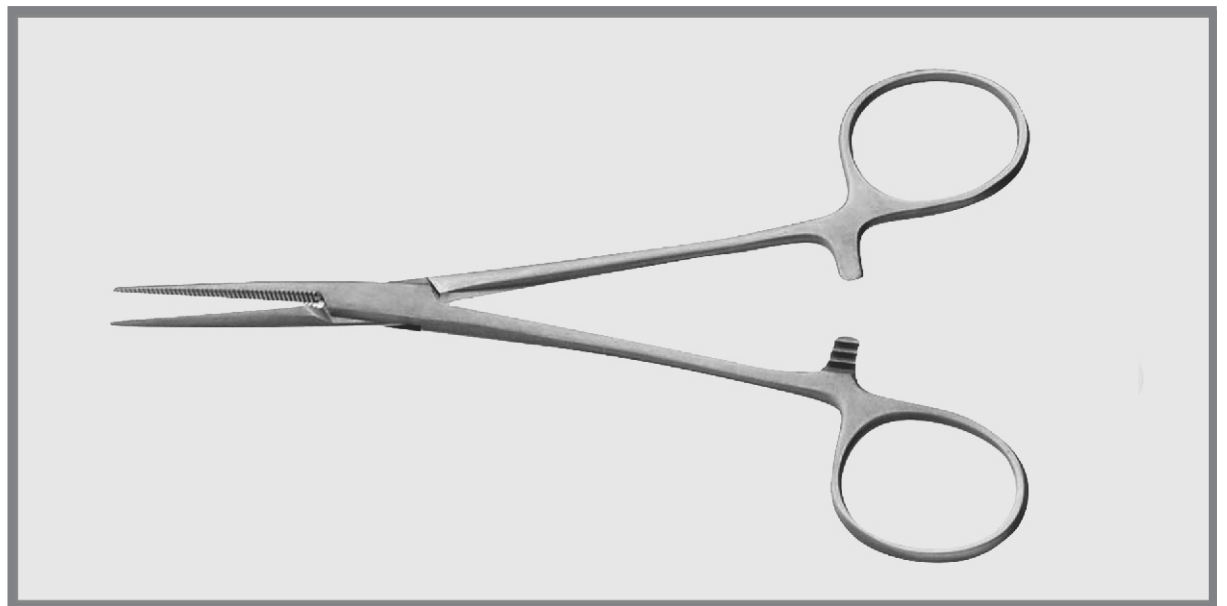
MATRIX RETAINERS



66

- EN** Hemostatic Forceps
- DE** Arterienklemmen
- ES** Pincas hemostaticas

Page 126 to 132



ARTERY FORCEPS



Halsted-Mosquito



SI 66-2701
 12.5 cm/5'



SI 66-2702
 14.5 cm/5 1/2'



SI 66-2703
 14 cm/5 3/4'



SI 66-2704
 12.5 cm/5'
 1:2



SI 66-2705
 14.5 cm/5 1/2'
 1:2



SI 66-2706
 12 cm/4 1/2'
 1:2



SI 66-2707
 14 cm/4 3/4'
 1:2




Micro-Mosquito



SI 66-2708
 10 cm/4'



SI 66-2709
 12 cm/4 1/2'



SI 66-2710
 9.5 cm/3 3/4'



SI 66-2711
 11.5 cm/4 1/4'



SI 66-2712
 10 cm/4'
 1:2



SI 66-2713
 12 cm/4 1/2'
 1:2



SI 66-2714
 10 cm/4'
 1:2



SI 66-2715
 12 cm/4 1/2'
 1:2

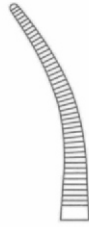
ARTERY FORCEPS



Halsted-Mosquito



SI 66-2716
18 cm/7'



SI 66-2717
18 cm/7'



SI 66-2718
18 cm/7'
1:2



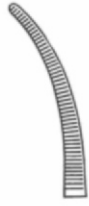
SI 66-2719
18 cm/7'
1:2



Leriche



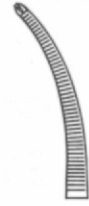
SI 66-2720
15 cm/6'



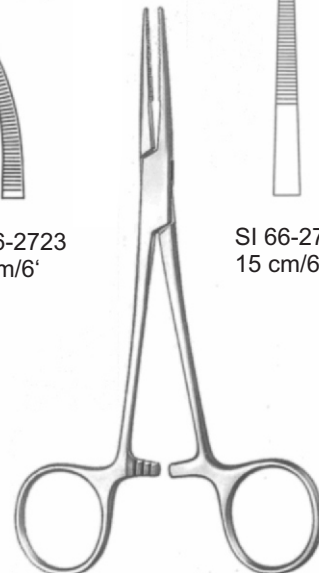
SI 66-2721
15 cm/6'



SI 66-2722
15 cm/6'
1:2



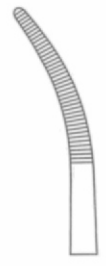
SI 66-2723
15 cm/6'
1:2



Kelly




SI 66-2724
15 cm/6'



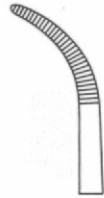
SI 66-2725
15 cm/6'



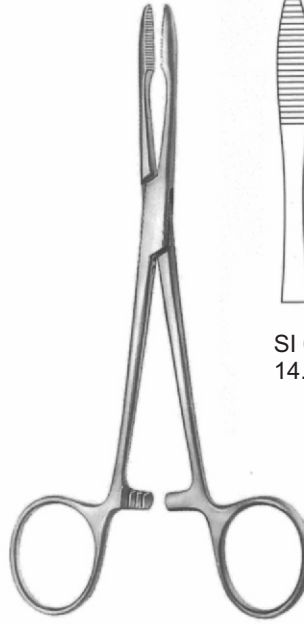
ARTERY FORCEPS



Mixer-Baby



SI 66-2726
 18.5 cm/7 F



Pean



SI 66-2727
 14.5 cm/5 G



SI 66-2728
 16 cm/6 F




Pean



SI 66-2729
 13 cm/5'



SI 66-2730
 14 cm/5 3/4'



SI 66-2731
 17 cm/6 G



SI 66-2732
 13 cm/5'

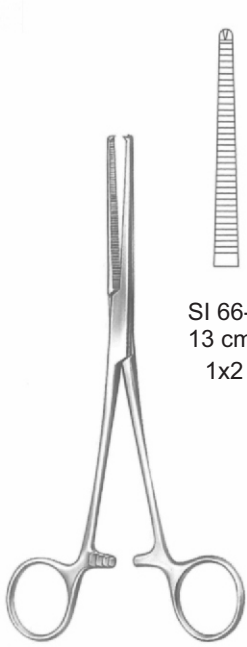


SI 66-2733
 14 cm/5 3/4'

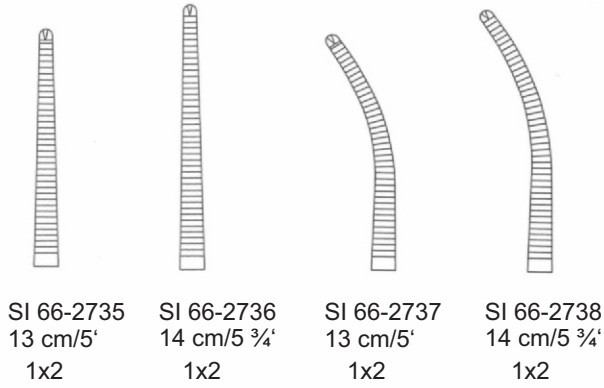


SI 66-2734
 17 cm/6 G

ARTERY FORCEPS



Kocher

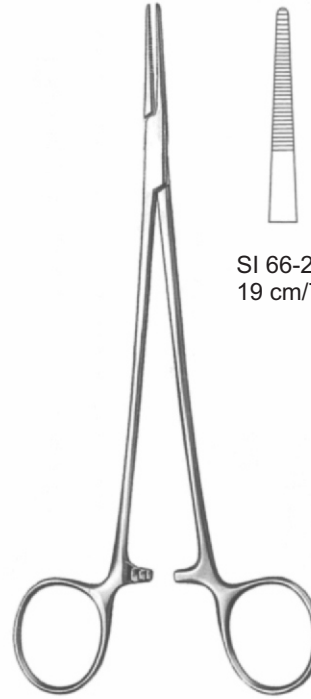


SI 66-2735
13 cm/5'
1x2

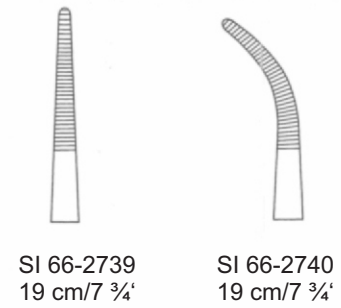
SI 66-2736
14 cm/5 3/4'
1x2

SI 66-2737
13 cm/5'
1x2

SI 66-2738
14 cm/5 3/4'
1x2



Adson



SI 66-2739
19 cm/7 3/4'

SI 66-2740
19 cm/7 3/4'



Gross-Maier



SI 66-2741
20 cm/8'

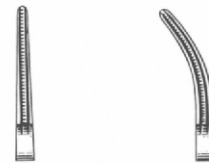


SI 66-2742
20 cm/8'



DeBakey-Mosquito

ATRAUMA



SI 66-2743
12.5 cm/5'

SI 66-2744
12.5 cm/5'

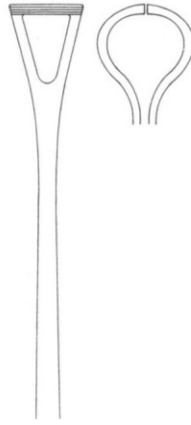


ARTERY FORCEPS

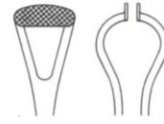


Babcock

- SI 66-2745 16 cm/6 F
- SI 66-2746 18 cm/7 T
- SI 66-2747 20 cm/7 X
- SI 66-2748 24 cm/9 3/4



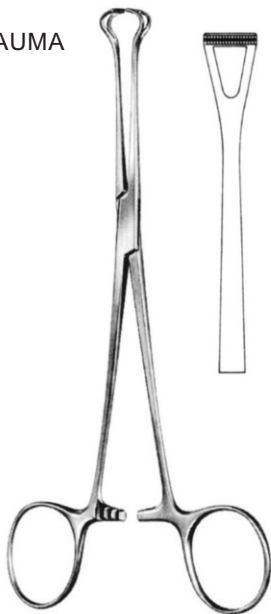
Babcock



SI 66-2749 TC
 16 cm/6 3/4

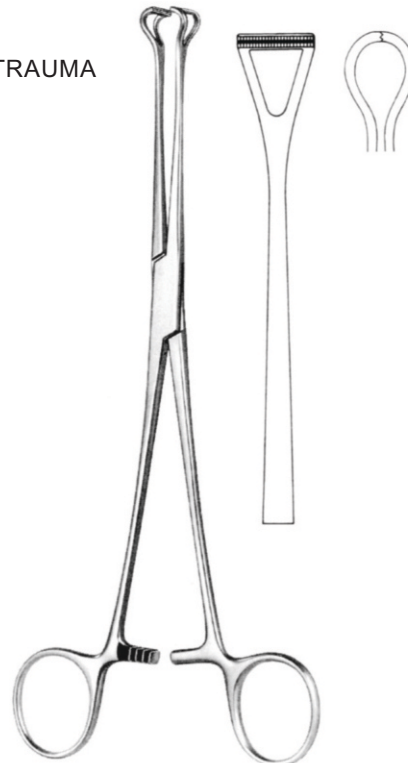


ATRAUMA



BABCOCK
 SI 66-2750
 16 cm/9 F

ATRAUMA



BABCOCK
 SI 66-2751
 20.5 cm/8 T

ARTERY FORCEPS



Allis



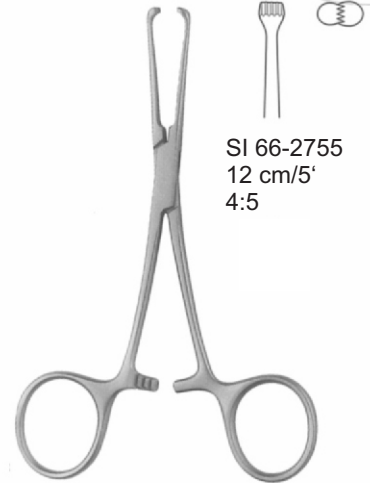
SI 66-2752
 15.5 cm/6"
 4:5



SI 66-2753
 15.5 cm/6"
 5:6



SI 66-2754
 19 cm/7 3/4"
 5:6



Allis-Baby



SI 66-2755
 12 cm/5"
 4:5



ARTERY FORCEPS



ATRAUMA



Allis



SI 66-2756
16 cm/6 3/4"

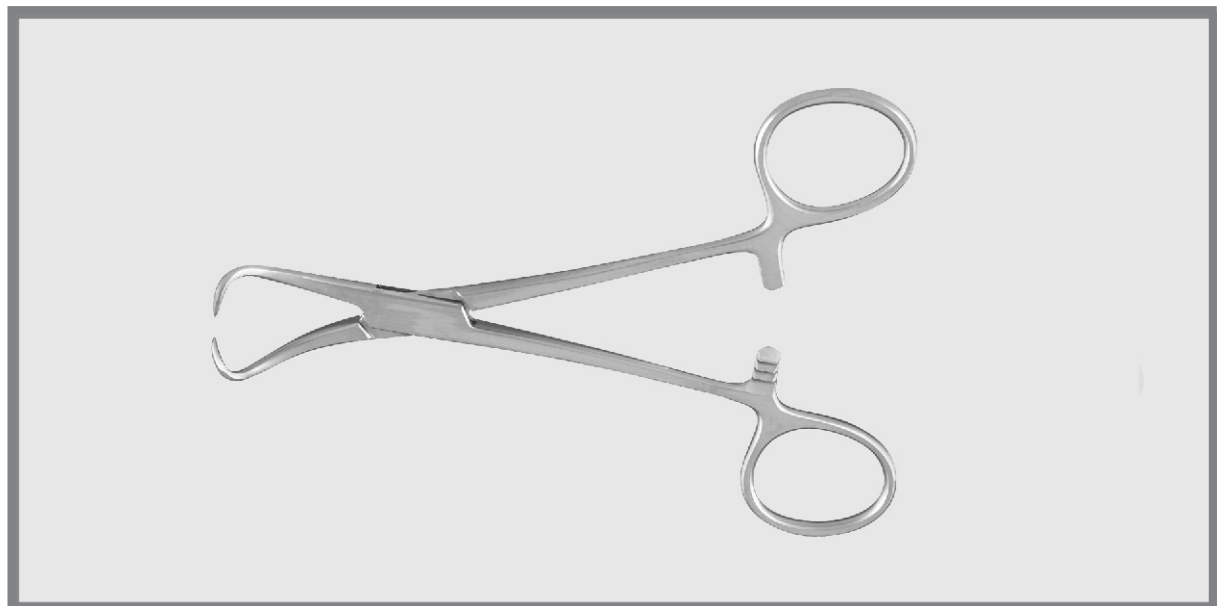


SI 66-2757
20 cm/8"

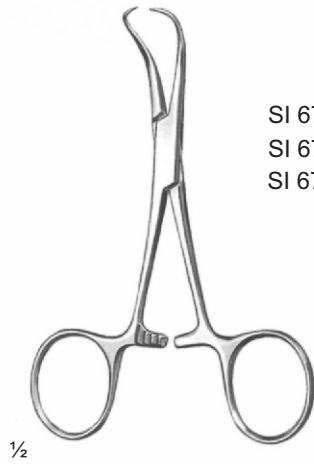
67

- EN** Towel Clamps
- DE** Handtuchklammern
- ES** Abrazaderas de toalla

Page 133 to 134



TOWEL CLAMPS



1/2

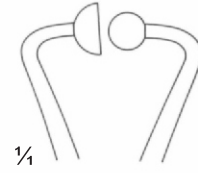
Backhaus

SI 67-2801 9 cm/3 3/4'
 SI 67-2802 11.5 cm/4 3/4'
 SI 67-2803 13 cm/5'



1/2

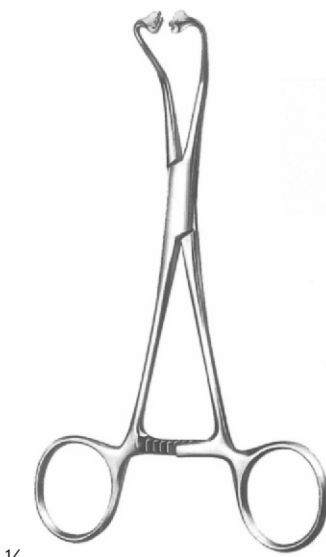
for paper clothes



1/4

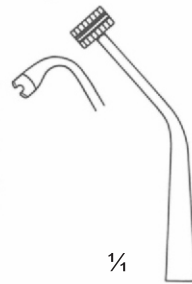
SI 67-2804
 11.5 cm/4 3/4'

SI 67-2805
 14 cm/5 3/4'

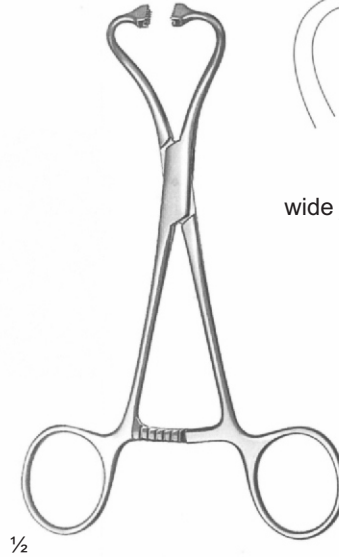


1/2

Peers-Bertram
 SI 67-2806
 14.5 cm/5 3/4'

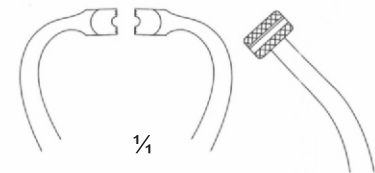


1/4



1/2

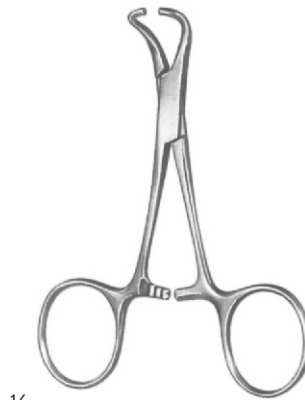
Peers-Bertram modif.
 SI 67-2807
 15.5 cm/6'



1/4

wide jaw for tube fixation

TOWEL CLAMPS


 $\frac{1}{2}$

Tohoku


 $\frac{1}{4}$

 SI 67-2808
 10.5 cm/4"

 SI 67-2809
 13.5 cm/5 F

 $\frac{1}{2}$

 Schadel
 SI 67-2810
 8.5 cm/3 $\frac{3}{4}$ "
 sharp

 $\frac{1}{2}$

 Jones
 sharp

 SI 67-2811
 8.5 cm/3 F

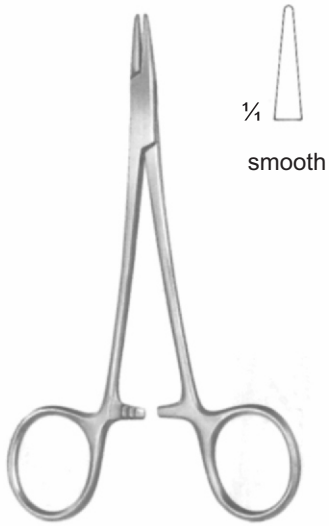

68

- EN** Needle Holders
- DE** Nadelhalter
- ES** Porte-aiguilles

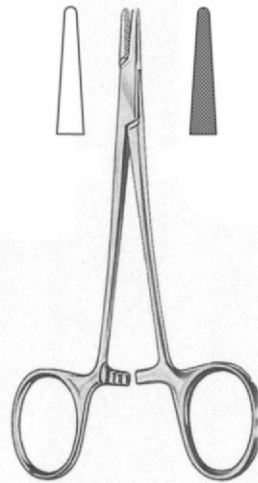
Page 135 to 143



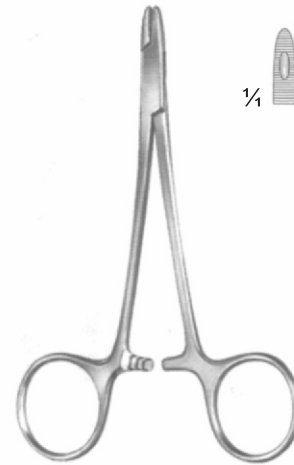
NEEDLE HOLDERS



Webster
 SI 68-2901
 13 cm/5 T'



Halsey
 SI 68-2902 13 cm/5 T Plain
 SI 68-2903 13 cm/5 T Serrated




Derf
 SI 68-2904
 12 cm/4 G'
 one fenestrated jaw



Crile-Wood
 SI 68-2905
 15 cm/5 X'

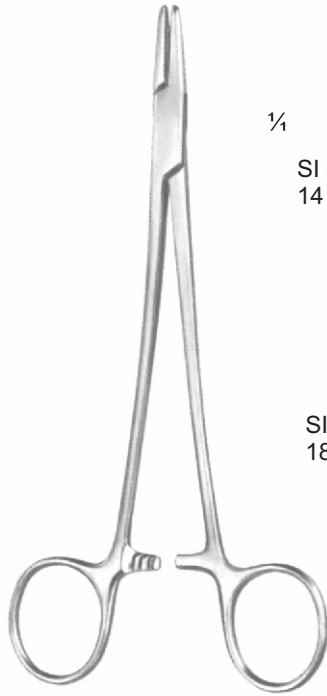


Crile-Murray
 SI 68-2906
 15 cm/5 X'
 slender pattern



Adson
 SI 68-2907
 18 cm/7 T"
 one fenestrated jaw

NEEDLE HOLDERS



MAYO-HEGAR

1/4
 SI 68-2908
 14 cm/5 3/4"



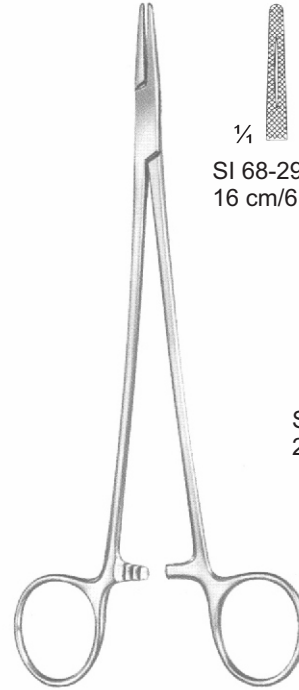
SI 68-2909
 16 cm/6 F"



SI 68-2910
 18.5 cm/7 F"




SI 68-2911
 20.5 cm/8 T"




**MAYO-HEGAR
 slender pattern**


1/4
 SI 68-2912
 16 cm/6 F"



SI 68-2913
 19 cm/7 3/4"



1/4
 SI 68-2914
 20.5 cm/8 T"



HEGAR-BAUMGARTNER
 SI 68-2915
 14 cm/5 3/4"



1/4
 SI 68-2916
 14 cm/5 3/4"




SI 68-2917
 17 cm/6 G"



1/4
 SI 68-2919
 14 cm/5 3/4"



SI 68-2920
 17 cm/6 G"



MATHIEU

SI 68-2918
 20 cm/7 X"



**MATHIEU
 slender pattern**



NEEDLE HOLDERS



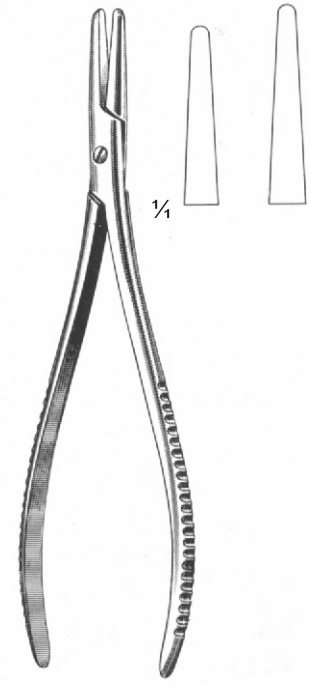
Lichtenberg
 SI 68-2921
 20 cm/7 X'



Toennis
 SI 68-2922
 18.5 cm/7 F

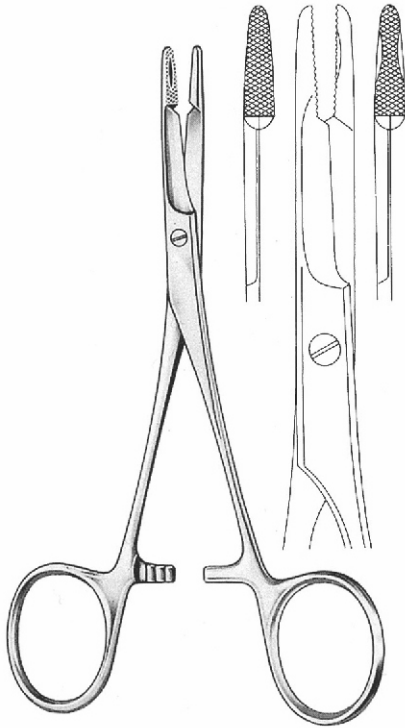


Crile
 SI 68-2923
 15 cm/5 X'



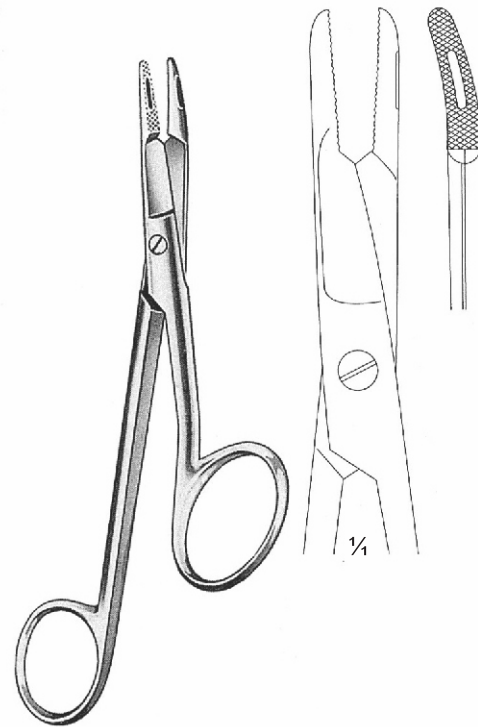
Langenbeck
 SI 68-2924 16 cm/6 F
 SI 68-2925 20 cm/7 X'

NEEDLE HOLDERS



Olsen-Hegar

SI 68-2926 11 cm/4 1/4"
 SI 68-2927 14 cm/5 3/4"
 SI 68-2928 18 cm/7"
 SI 68-2929 19 cm/7 3/4"



Gillies

SI 68-2930 Right hand
 SI 68-2931 Left hand
 16 cm/6 1/4"



NEEDLE HOLDERS



HALSEY

1/4
 SI 68-2932
 13 cm/5 T
 smooth jaw

SI 68-2933
 13 cm/5 T
 0.4 mm



WEBSTER
 12.5 cm/4 X'

1/4
 SI 68-2934
 smooth jaw

SI 68-2935
 0.4 mm



DERF
 SI 68-2936
 12 cm/4 G'

1/4
 0.4 mm



Toennis
 SI 68-2937
 18 cm/7 T'

0.5 mm



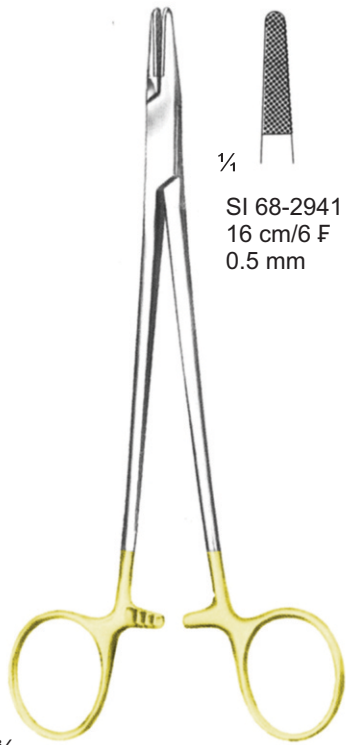
Langenbeck

0.5 mm
 SI 68-2938
 18.5 cm/7 F

0.5 mm
 SI 68-2939
 20.5 cm/8 T'

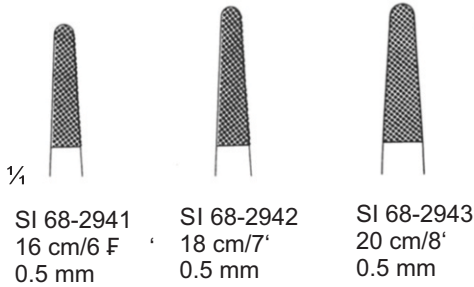
0.5 mm
 SI 68-2940
 23 cm/9'

NEEDLE HOLDERS

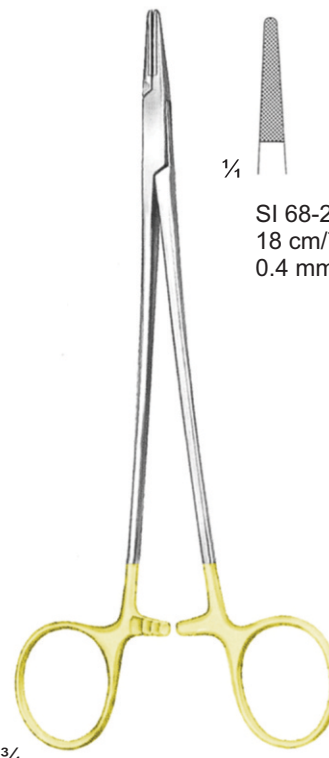


3/4

Mayo-Hegar
standard profile

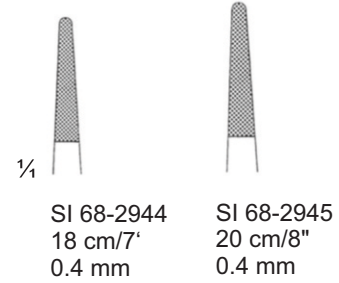


SI 68-2941 16 cm/6 F 0.5 mm
 SI 68-2942 18 cm/7' 0.5 mm
 SI 68-2943 20 cm/8' 0.5 mm

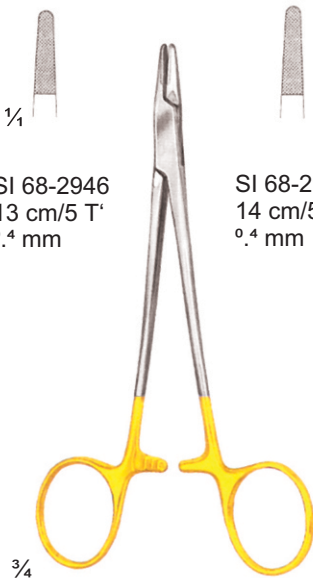


3/4

Debaquey
mini profile

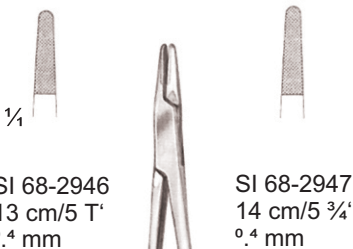


SI 68-2944 18 cm/7' 0.4 mm
 SI 68-2945 20 cm/8" 0.4 mm



3/4

HEGAR-BAUMGARTNER

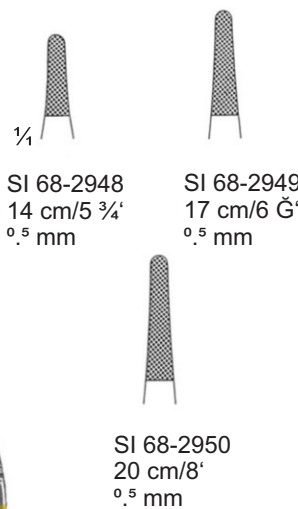


SI 68-2946 13 cm/5 T' 0.4 mm
 SI 68-2947 14 cm/5 3/4' 0.4 mm



3/4

Mathieu
Standard Profile

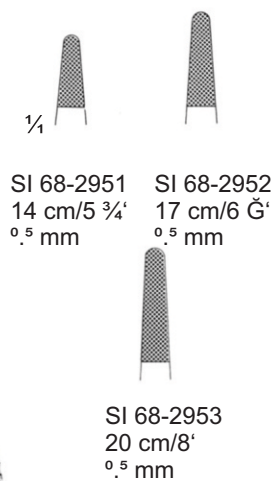


SI 68-2948 14 cm/5 3/4' 0.5 mm
 SI 68-2949 17 cm/6 C' 0.5 mm
 SI 68-2950 20 cm/8' 0.5 mm



3/4

Mathieu
Standard Profile



SI 68-2951 14 cm/5 3/4' 0.5 mm
 SI 68-2952 17 cm/6 C' 0.5 mm
 SI 68-2953 20 cm/8' 0.5 mm



NEEDLE HOLDERS



1/2

Mathieu



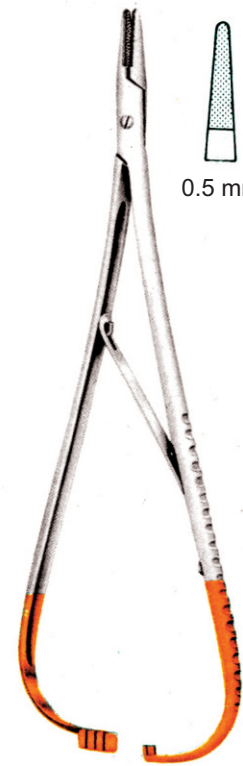
1/4

SI 68-2954
 17 cm/6 3/4"
 0.5 mm

SI 68-2955
 20 cm/8"
 0.5 mm

SI 68-2956
 23 cm/9"
 0.5 mm

with interior ratchet
 standard profile




0.5 mm

Lichtenberg
 SI 68-2957
 20 cm/7 7/8"



1/2

Zweifel



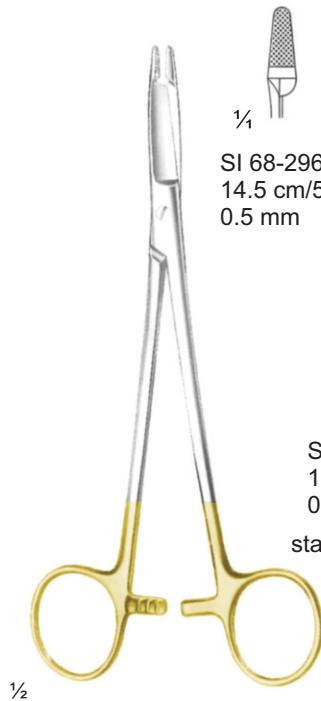
1/4

SI 68-2958
 20.5 cm/8 1/8"
 0.5 mm

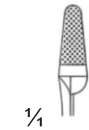
SI 68-2959
 23 cm/9"
 0.5 mm

with hinged rehet
 Standard Profile

NEEDLE HOLDERS



Olsen-Hegar



SI 68-2960
 14.5 cm/5 3/4"
 0.5 mm



SI 68-2961
 17 cm/6 3/4"
 0.5 mm



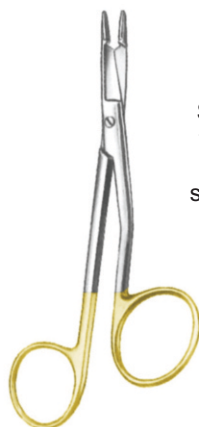
SI 68-2962
 19 cm/9 3/4"
 0.5 mm
 standard profile



Gillies



SI 68-2963
 16 cm/6 F"
 0.5 mm
 standard profile



Foster-Gillies



SI 68-2964
 11 cm/4 F"
 smooth jaw



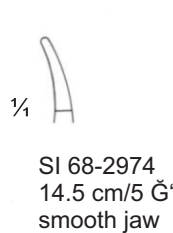
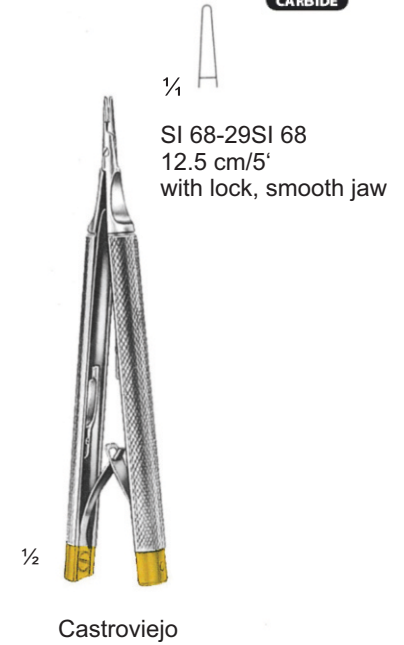
Gillies-Mini



SI 68-2965
 15 cm/6"
 0.4 mm
 mini profile




NEEDLE HOLDERS



69

- EN** Retractors
- DE** Wundhaken
- ES** Ecarteurs

Page 144 to 148



NEEDLE HOLDERS




Fig. 2 = 30 x 10 mm
Fig. 1 = 26 x 10 mm

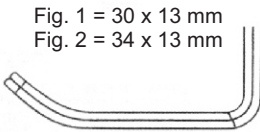



Fig. 1 = 30 x 13 mm
Fig. 2 = 34 x 13 mm

FARABEU
SI 69-3001
12 cm/4 3/4"
Fig. 1 - 2



ROUX
SI 69-3002

Set complete, Fig. 1-3

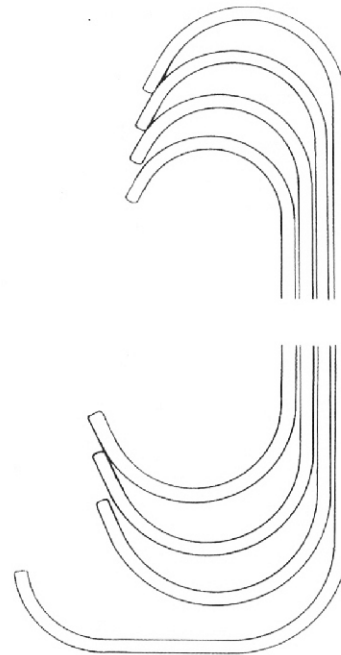
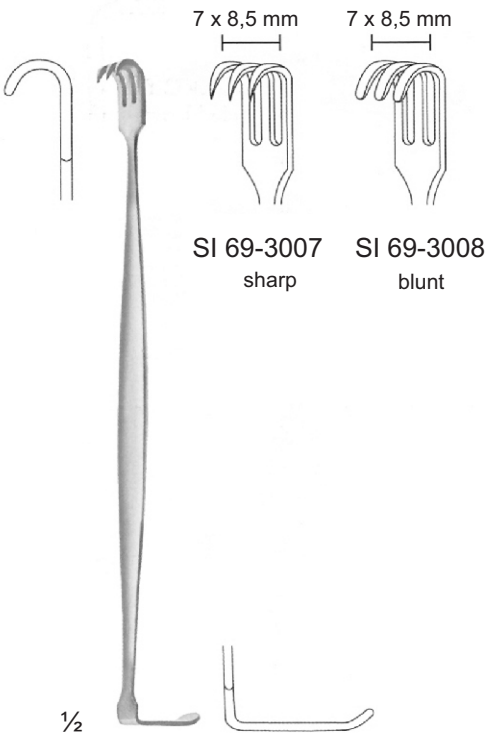


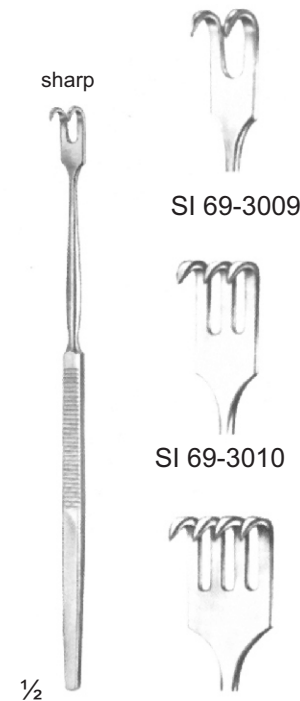
Fig. 1	14 cm/5 1/2"	SI 69-3003	24 x 20 / 30 x 28
Fig. 2	15 cm/6"	SI 69-3004	29 x 26 / 36 x 36
Fig. 3	17 cm/6 3/4"	SI 69-3005	23 x 29 / 38 x 43
Fig. 4	18 cm/7"	SI 69-3006	29 x 24 / 45 x 28



SI 69-3007
sharp

SI 69-3008
blunt

SENN
17 cm/6 3/4"

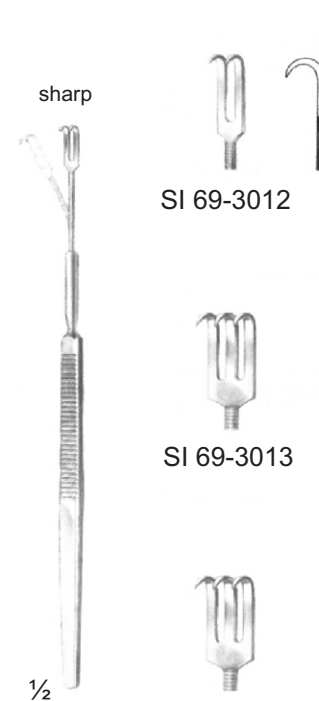


SI 69-3009

SI 69-3010

SI 69-3011

16 cm/6 1/4"

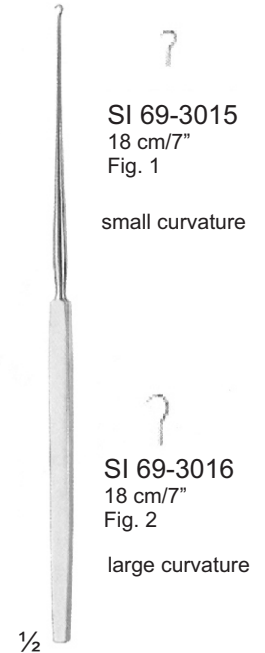


SI 69-3012

SI 69-3013

SI 69-3014

16 cm/6 1/4"



SI 69-3015
18 cm/7"
Fig. 1

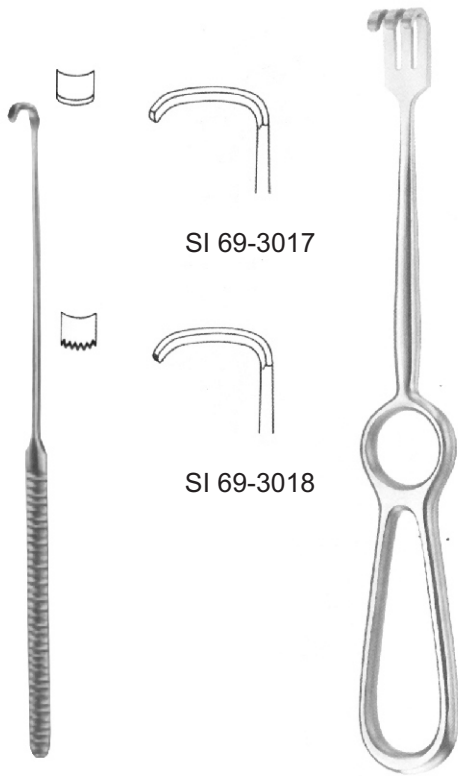
small curvature

SI 69-3016
18 cm/7"
Fig. 2

large curvature

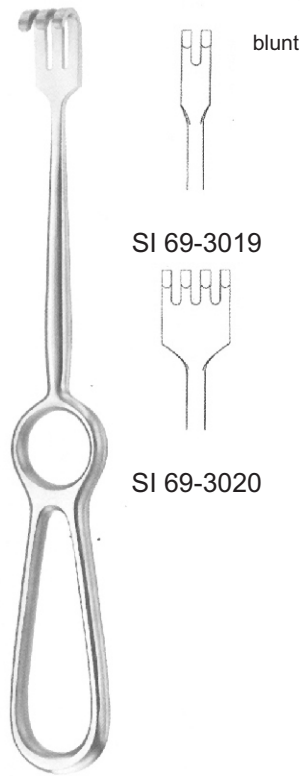
GILLIES
18 cm/7"

NEEDLE HOLDERS



SI 69-3017

SI 69-3018



SI 69-3019

SI 69-3020

blunt

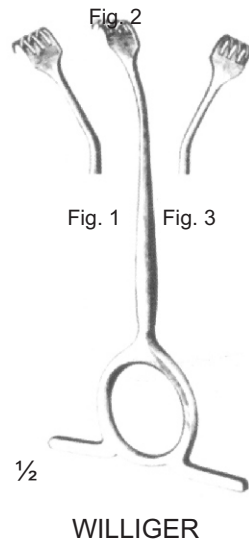


Fig. 1

Fig. 2

Fig. 3

WILLIGER

Fig. 1 SI 69-3021 SI 69-3024
 Fig. 2 SI 69-3022 SI 69-3025
 Fig. 3 SI 69-3023 SI 69-3026

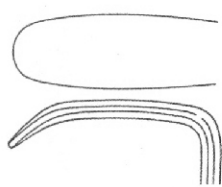
STRANDELL-STILLE
 19, cm/7 1/2"

VOLKMANN
 21,5 cm/8 1/2"

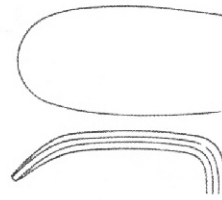


1/2

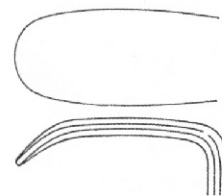
LANGENBECK
 22 cm/8 3/4"



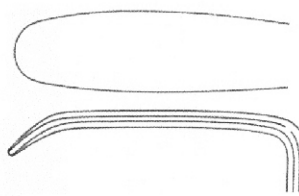
SI 69-3027
 30x 11 mm



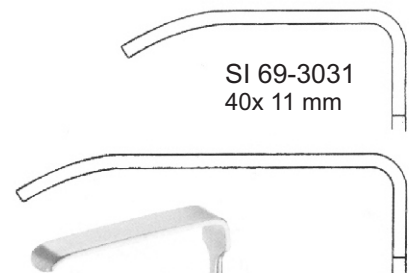
SI 69-3029
 30x 16 mm



SI 69-3028
 30x 14 mm



SI 69-3030
 40x 11 mm



SI 69-3031
 40x 11 mm

SI 69-3032
 55x 11 mm

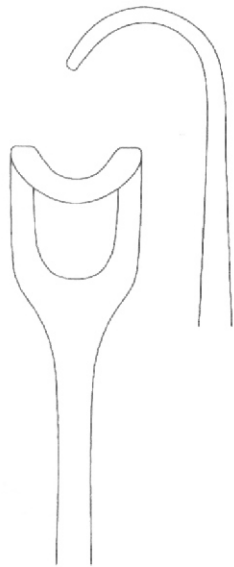
KOCHER-LANGENBECK
 22 cm/8 1/2"



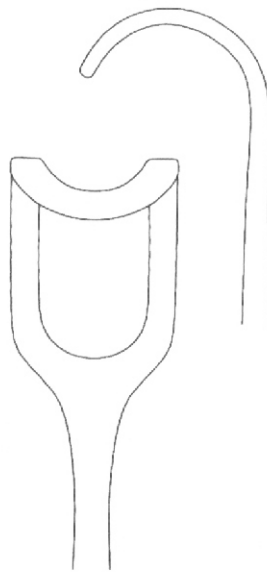
NEEDLE HOLDERS



MIDDELDORPF



SI 69-3033
 21,5 cm/8 1/2"
 14 x 17 mm



SI 69-3034
 22 cm/8 3/4"
 20 x 22 mm



KOCHER LANGENBECK
 SI 69-3035
 21 cm/8 1/4"
 23 x 8 mm



WARD
 SI 69-3036
 15,5 cm/6"

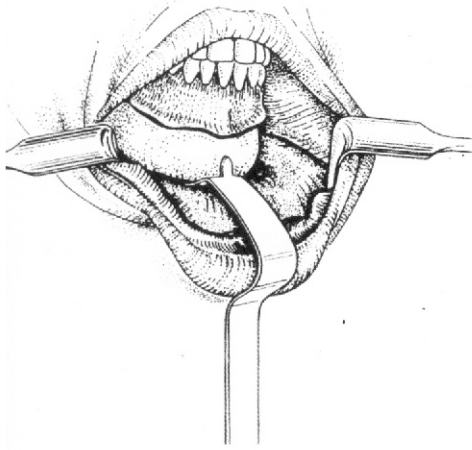


BOWDLER=HENRY
 SI 69-3037
 16 cm/6 1/4"

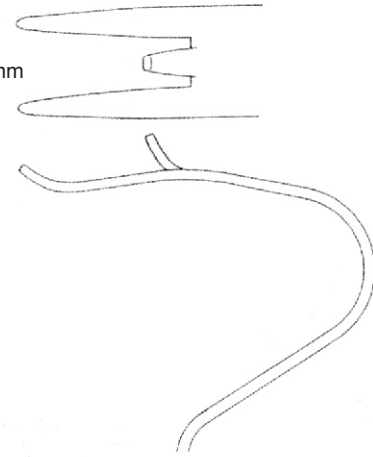


KAY (AUSTIN)
 SI 69-3038

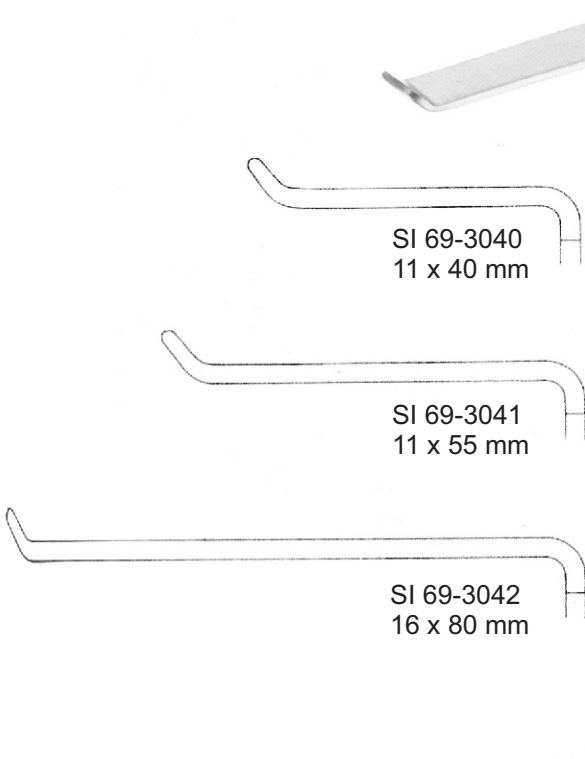
NEEDLE HOLDERS



16,5 mm



OBWEGESER
 SI 69-3039
 16 cm/6 1/4"

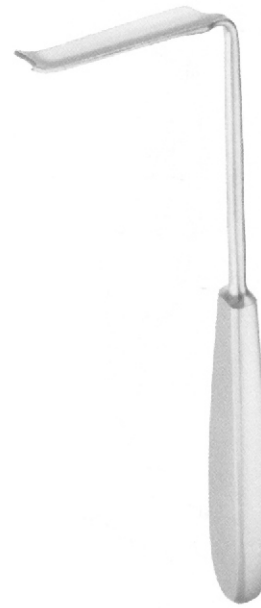


SI 69-3040
 11 x 40 mm

SI 69-3041
 11 x 55 mm

SI 69-3042
 16 x 80 mm

OBWEGESER
 21,5 cm/8 1/2"



SI 69-3043
 30 x 9/12 mm


SI 69-3044
 45 x 9/12 mm

SI 69-3045
 60 x 9/12 mm

OBWEGESER



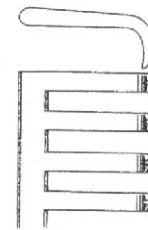
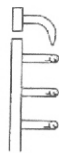
NEEDLE HOLDERS



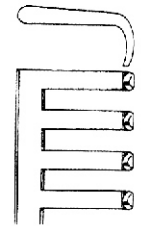
SI 69-3046
7 cm/2 3/4"
sharp



SI 69-3047
10 cm/4"
sharp



SI 69-3048
13 cm/4 1/4"
3 : 4
sharp



SI 69-3049
13 cm/4 1/4"
3 : 4
blunt


70

EN Mouth and Tongue

DE Mund und Zunge

ES Boca y la lengua

Page 149 to 152



MOUTH GAGS



DOYEN-JANSEN (MOLT)
 SI 70-3100 9 cm/3 1/2"
 SI 70-3101 11 cm/4 1/2"
 SI 70-3102 14 cm/5 1/2"



DENHARDT
 SI 70-3103
 12 cm/5"



HEISTER
 SI 70-3104
 13 cm/5 1/2"



ROSIER-KOENIG
 16 cm/6 1/2" SI 70-3105
 19 cm/7 1/2" SI 70-3106



JENNINGS
 9 cm/3 1/2" SI 70-3107
 11 cm/4 1/2" SI 70-3108
 13 cm/5" SI 70-3109
 15 cm/6" SI 70-3110

24 x 27 mm



COLLIN
 SI 70-3111
 16 cm/6 1/2"




YOUNG
 SI 70-3112
 16 cm/6 1/2"

SI 70-3113




MOUTH GAGS




complete with frame,
 3 tongue depressors,
 2 tooth plates

DINGMANN
 SI 70-3114
 14,5 cm/5 ¾"



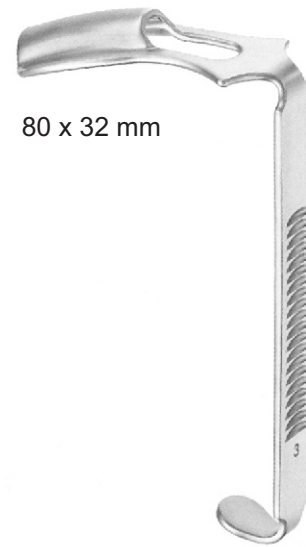
65 x 25 mm

SI 70-3115
 13,5 cm/5 ½"



SI 70 x 29 mm

SI 70-3116
 13,5 cm/5 ½"



80 x 32 mm


SI 70-3117
 13,5 cm/5 ½"



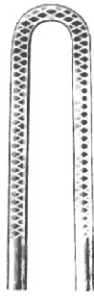
MOUTH GAGS



SI 70-3118
16 cm/6 1/4"



FRENZEL
SI 70-3119
16,5 cm/6 1/2"





19 / 15 mm



BUENINGS
SI 70-3120
19 cm/7 1/2"



BUCHWALD
SI 70-3121
19 cm/7 1/2"

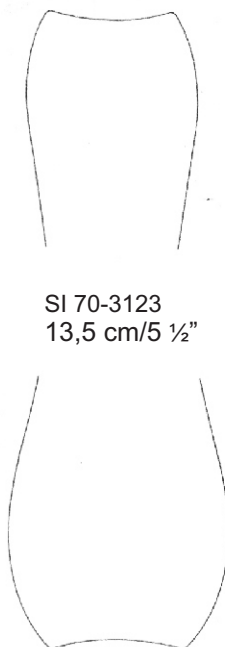


72 X 23 mm

HARTMANN
SI 70-3122
15 cm/6"

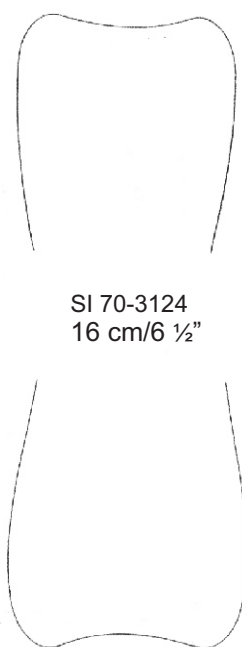


24 / 30 mm

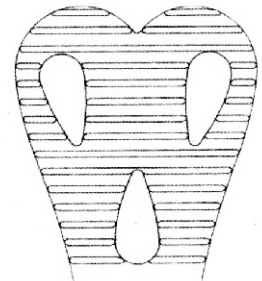


SI 70-3123
13,5 cm/5 1/2"

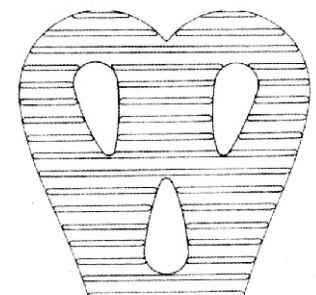
30 / 34 mm



SI 70-3124
16 cm/6 1/2"



SI 70-3125
14 cm/5 1/2"
36 mm



SI 70-3126
15 cm/6"
43 mm

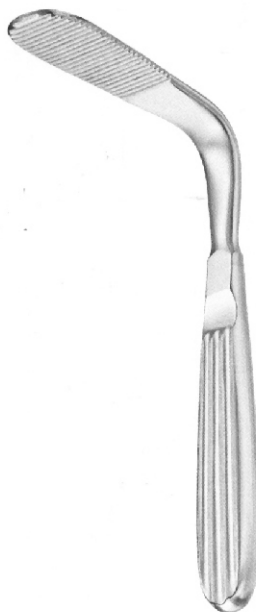
WIEDER

MOUTH GAGS




85 x 24 mm

TOBOLD
 SI 70-3127
 14,5 cm/5 ¾"



88 x 25 mm

TOBOLD
 SI 70-3128
 15 cm/6"



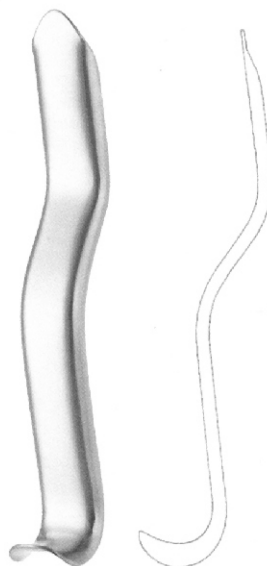
STERNBERG
 SI 70-3129
 14 cm/5 ½"



SIMPLEX
 SI 70-3130
 11 cm/4 ½"



CAWOOD-MINNESOTA
 SI 70-3131
 14 cm/5 ½"



CAWOOD-MINNESOTA
 SI 70-3132
 15 cm/6"
 20 mm



SI 70-3133
 19 cm/7 ½"



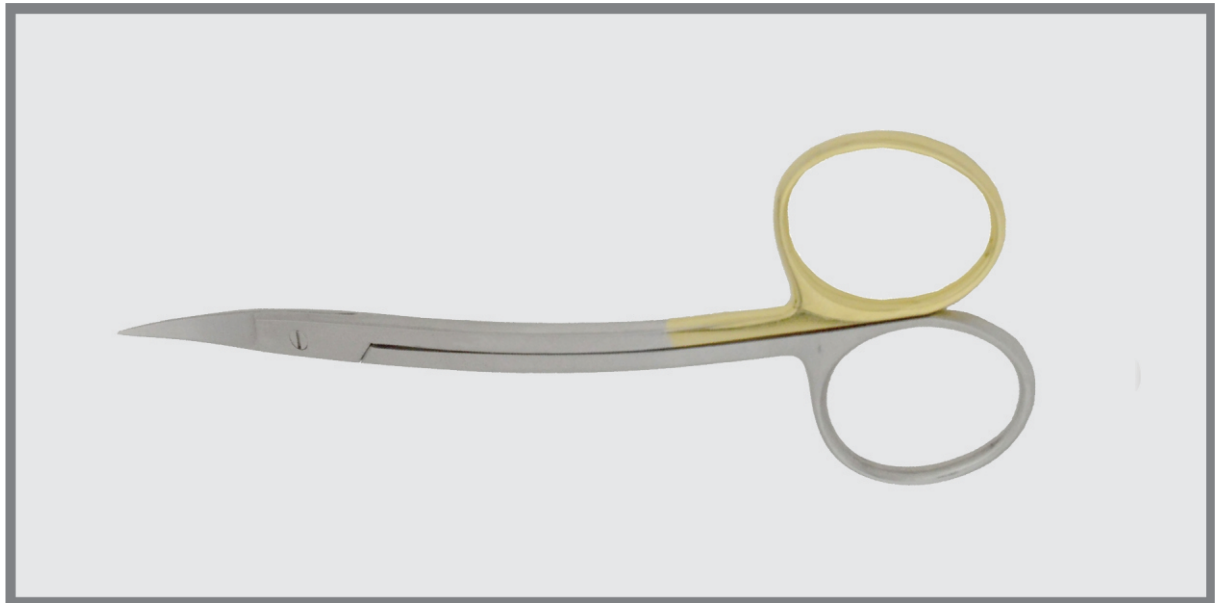
71

EN Scissors

DE Schere

ES Tijeras

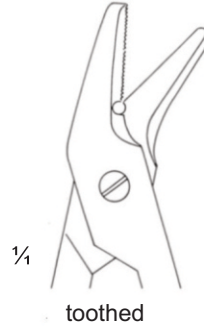
Page 153 to 171



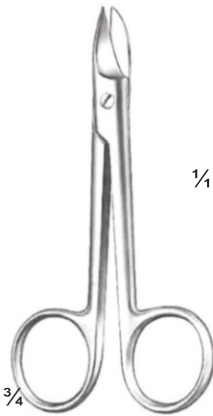
SCISSORS



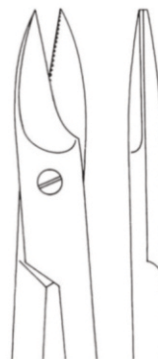
SI 71-3200
 universal
 12 cm/4 3/8"



SI 71-3201 TC
 universal
 12 cm/4 3/8"



Beebee
 10.5 cm/4 1/8"




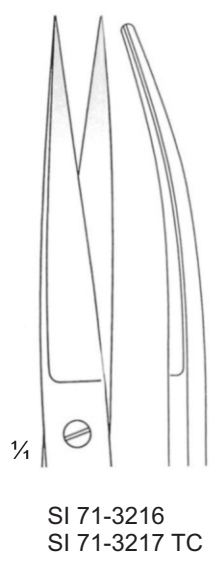
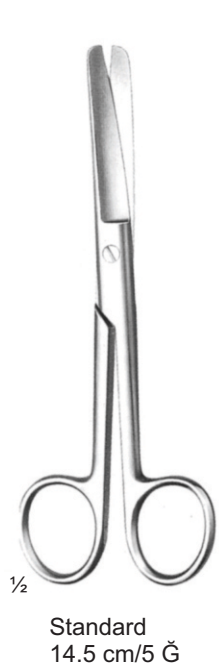
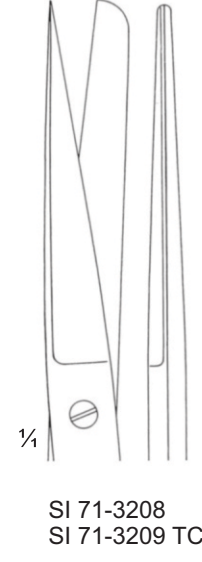
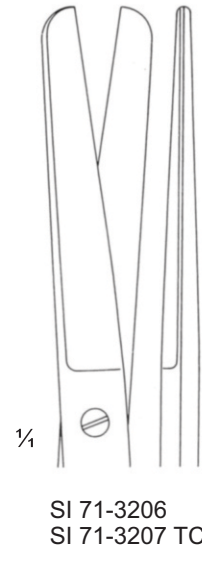
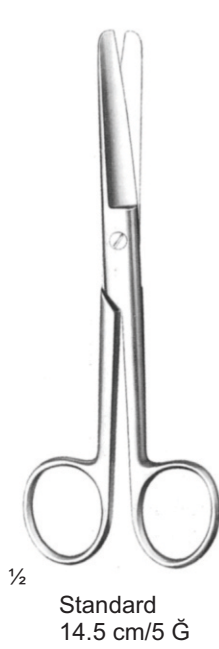
one toothed cutting edge



Beebee
 10.5 cm/4 1/8"

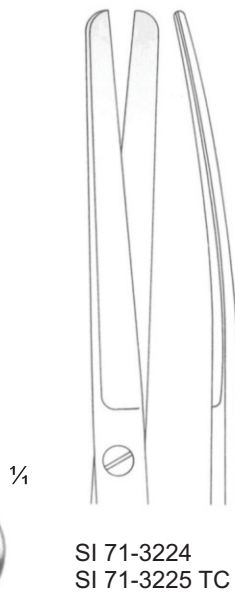
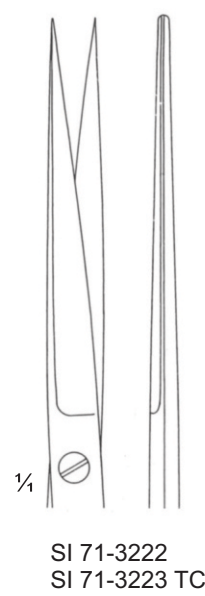
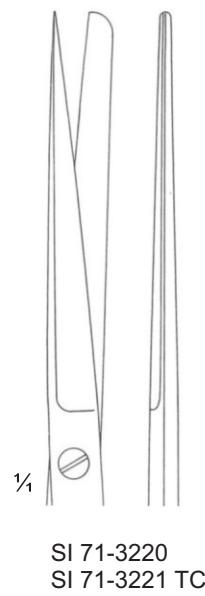
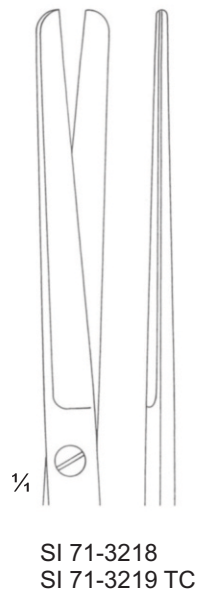


SCISSORS



SCISSORS

DELICATE



SCISSORS

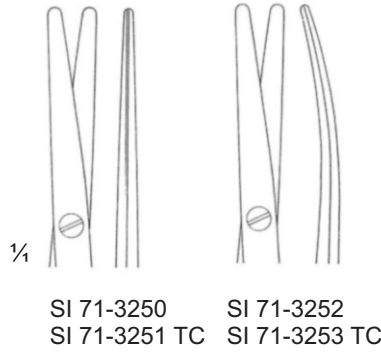


SCISSORS

DELICATE



Metzenbaum
 15.5 cm/6"



SI 71-3250
 SI 71-3251 TC

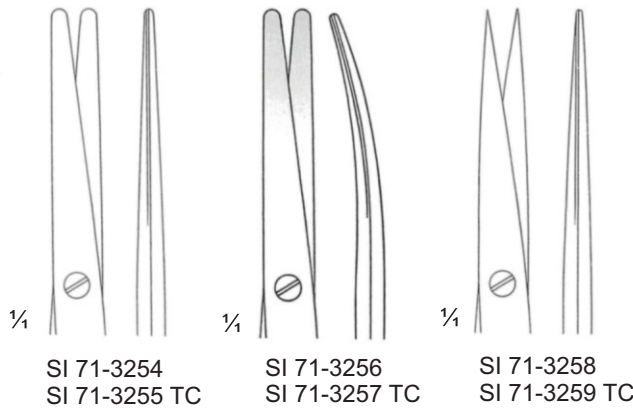
SI 71-3252
 SI 71-3253 TC



Metzenbaum
 15.5 cm/6"



Metzenbaum-Nelson
 18 cm/7"



SI 71-3254
 SI 71-3255 TC

SI 71-3256
 SI 71-3257 TC


SI 71-3258
 SI 71-3259 TC



Metzenbaum-Nelson
 18 cm/7"

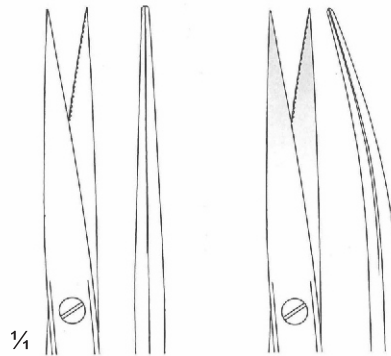


SCISSORS



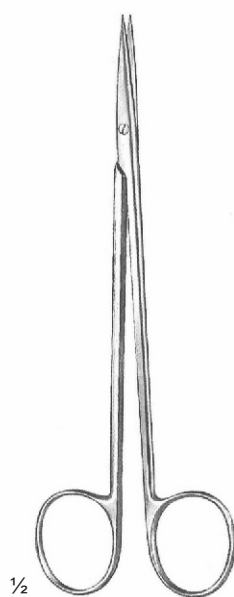
1/2

Metzenbaum
14.5 cm/5 1/2"



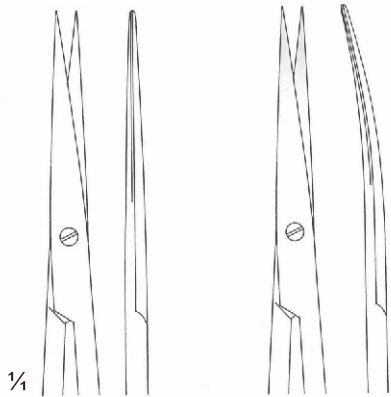
1/4

SI 71-3260



1/2

Nerve dissecting scissors
15.5 cm/6"



1/4

SI 71-3262

SI 71-3263

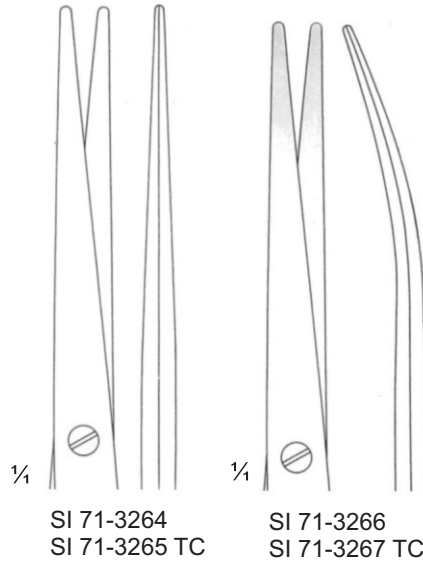


SCISSORS



1/2

Lexer-Fino
 slender pattern
 16.5 cm/6 3/4"



1/4

1/4

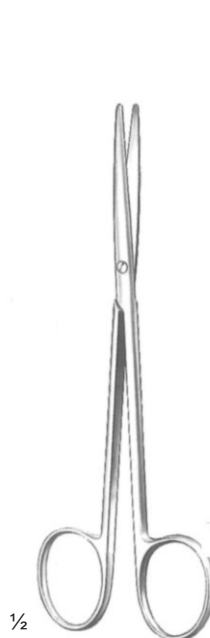
SI 71-3264
 SI 71-3265 TC

SI 71-3266
 SI 71-3267 TC



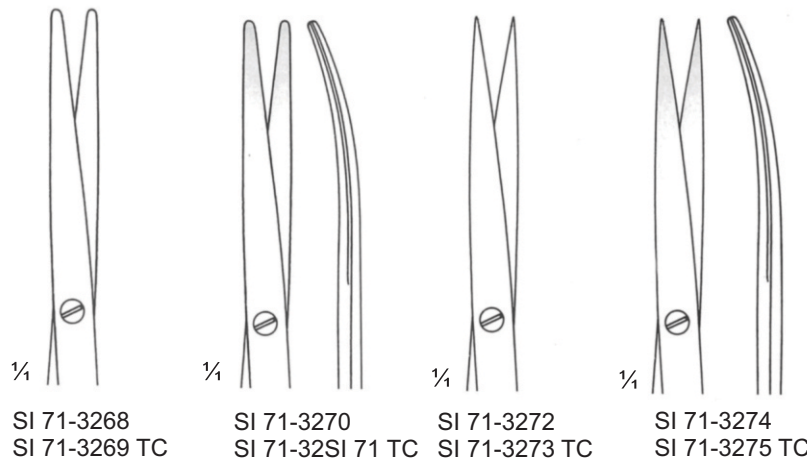
1/2

Lexer-Fino
 slender pattern
 16.5 cm/6 3/4"



1/2

Metzenbaum-Fino
 slender pattern
 14.5 cm/5 3/4"



1/4

1/4

1/4

1/4

SI 71-3268
 SI 71-3269 TC

SI 71-3270
 SI 71-3271 TC

SI 71-3272
 SI 71-3273 TC

SI 71-3274
 SI 71-3275 TC



1/2

Metzenbaum-Fino
 slender pattern
 14.5 cm/5 3/4"



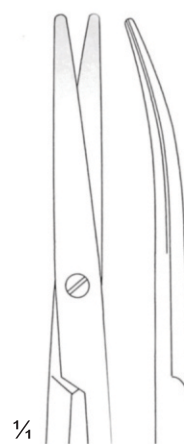
SCISSORS



Metzenbaum-Fino
slender pattern
18 cm/7"



SI 71-3276
SI 71-3277 TC



SI 71-3278
SI 71-3279 TC



Metzenbaum-Fino
slender pattern
18 cm/7"



Metzenbaum-Fino
S shaped
18 cm/7"



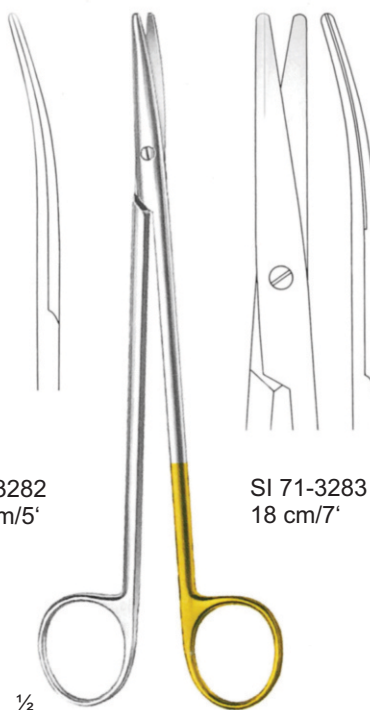
SI 71-3280
SI 71-3281 TC



Metzenbaum-Fino
S shaped
18 cm/7"



SI 71-3282
12.5 cm/5"



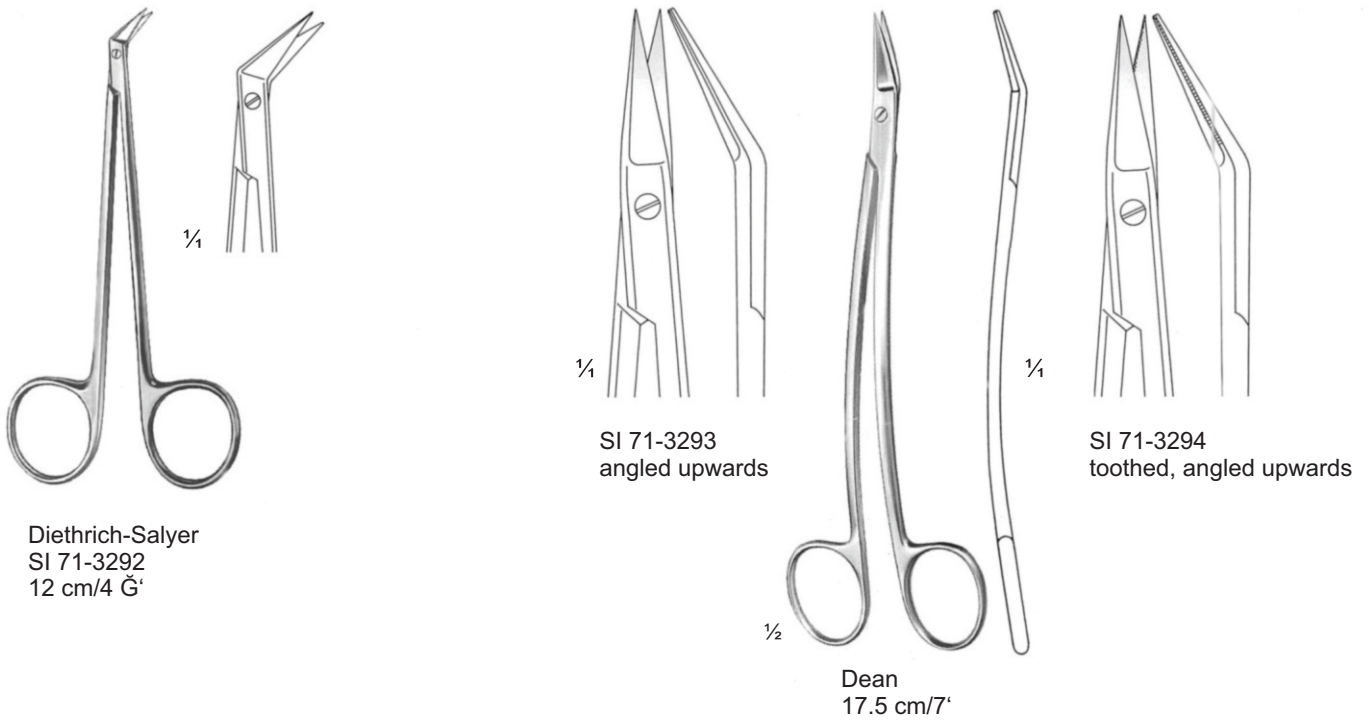
Salyer
fine model for cleft palate



SI 71-3283
18 cm/7"



SCISSORS



SCISSORS



SI 71-3295
 SI 71-3296 TC

GOLDMANN-FOX
 13 cm/5 1/8"



SI 71-3297
 SI 71-3298 TC



GOLDMANN-FOX
 13 cm/5 1/8"



SI 71-3299
 SI 71-3300 TC

GOLDMANN-FOX
 13 cm/5 1/8"



SI 71-3301
 SI 71-3302 TC

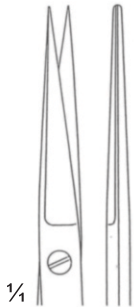
Toothed Blades



GOLDMANN-FOX
 13 cm/5 1/8"



Small modle
 12 cm/4 3/4"



SI 71-3303



SI 71-3304



SI 71-3305



slender pattern
 SI 71-3306
 SI 71-3307 TC

1/2



Toennis-Adson
 17.5 cm/7"

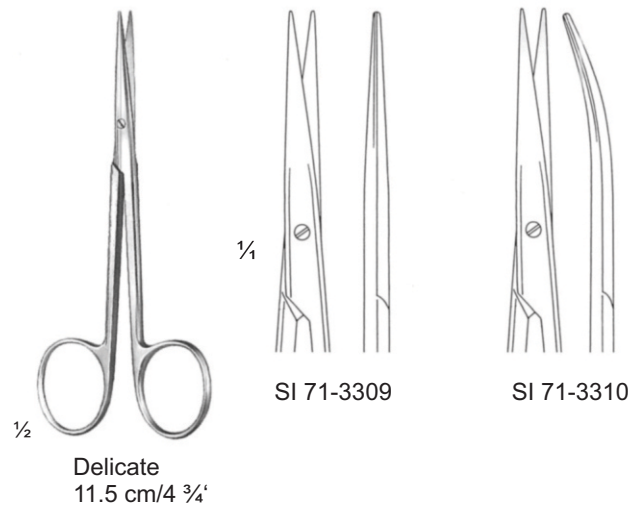
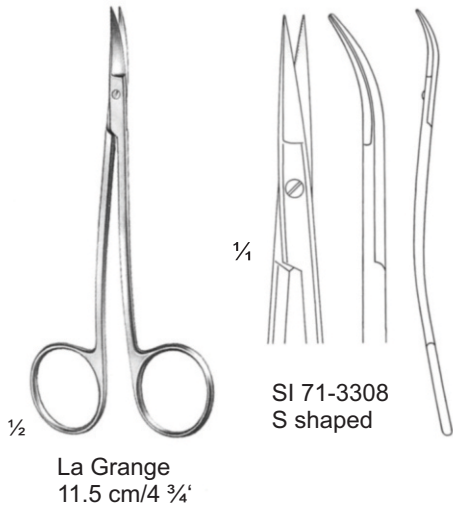
1/2



Toennis-Adson
 17.5 cm/7"



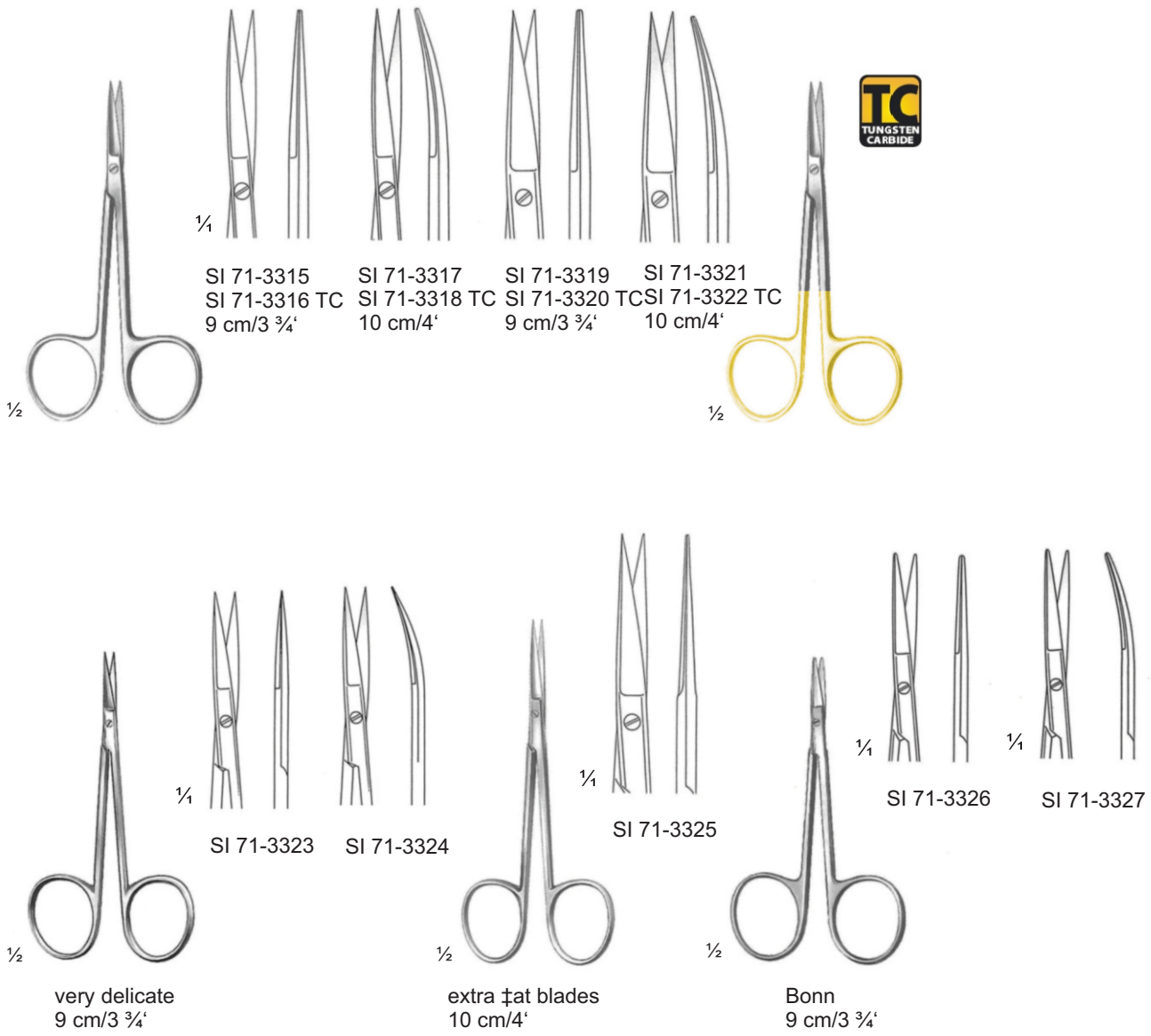
SCISSORS



one toothed cutting edge

one toothed cutting edge

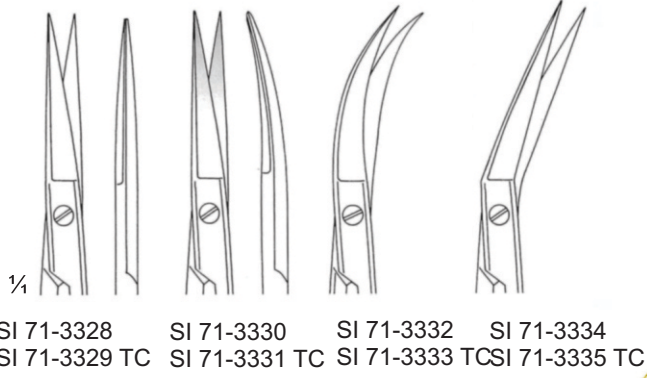
SCISSORS



SCISSORS



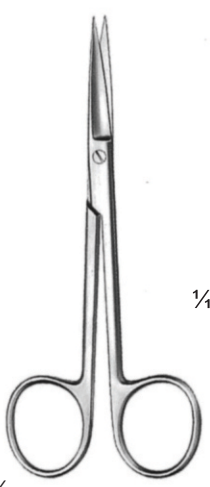
11.5 cm/4 3/4"



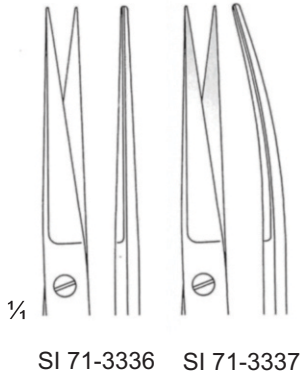
SI 71-3328 SI 71-3330 SI 71-3332 SI 71-3334
 SI 71-3329 TC SI 71-3331 TC SI 71-3333 TCSI 71-3335 TC



11.5 cm/4 3/4"



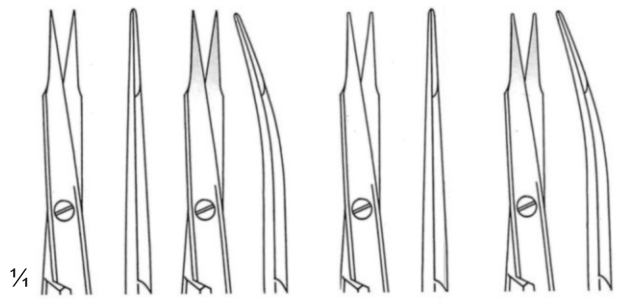
12.5 cm/5"



SI 71-3336 SI 71-3337

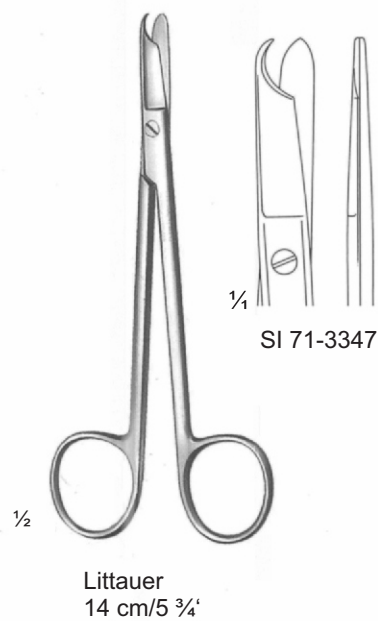
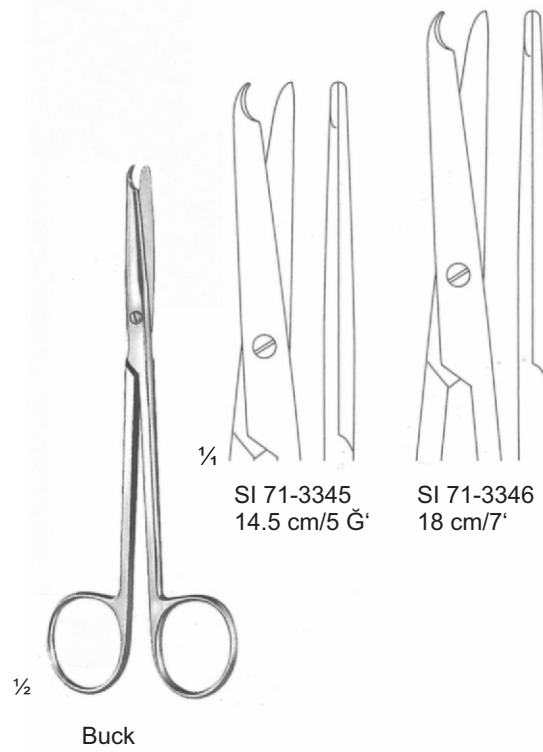
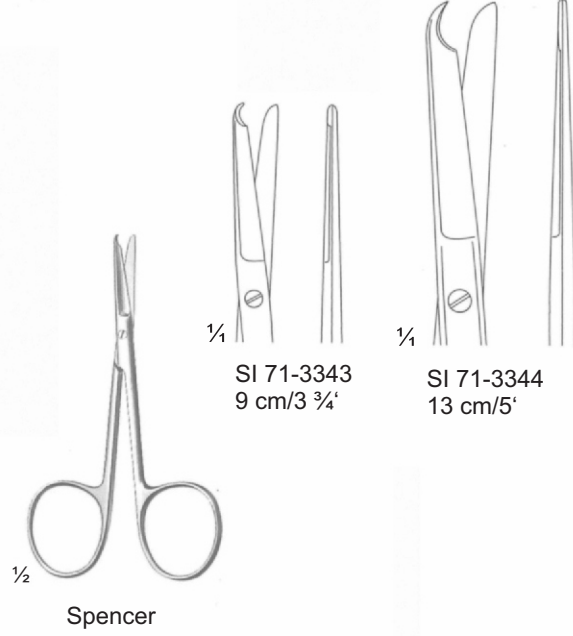
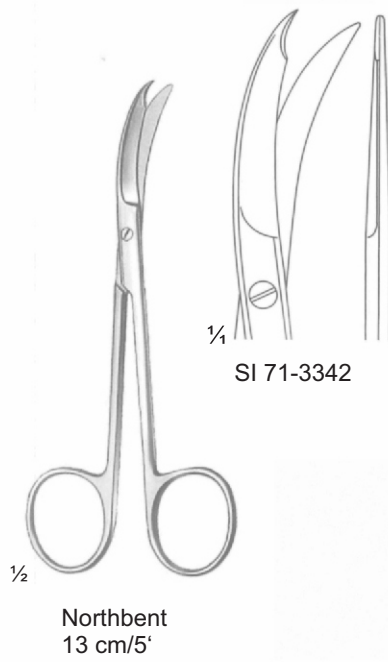


Stevens
 11 cm/4 3/4"

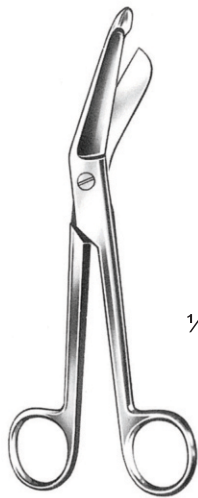


SI 71-3338 sharp SI 71-3339 sharp SI 71-3340 blunt SI 71-3341 blunt

SCISSORS



SCISSORS



LISTER

1/4

SI 71-3349
SI 71-3350 TC
9 cm/3 3/4"

SI 71-3351
SI 71-3352 TC
11.5 cm/4 3/4"

SI 71-3353
SI 71-3354 TC
14 cm/5 3/4"

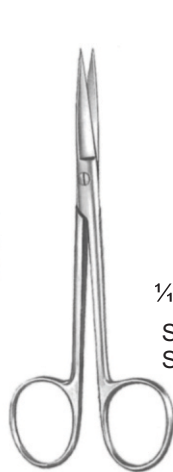
SI 71-3355
SI 71-3356 TC
18 cm/7 1/8"

SI 71-3357
SI 71-3358 TC
20 cm/7 7/8"



LISTER

1/2



Wagner
12 cm/4 3/8"

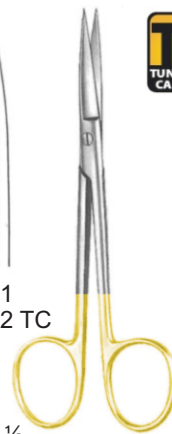
1/4

SI 71-3359
SI 71-3360 TC

SI 71-3361
SI 71-3362 TC

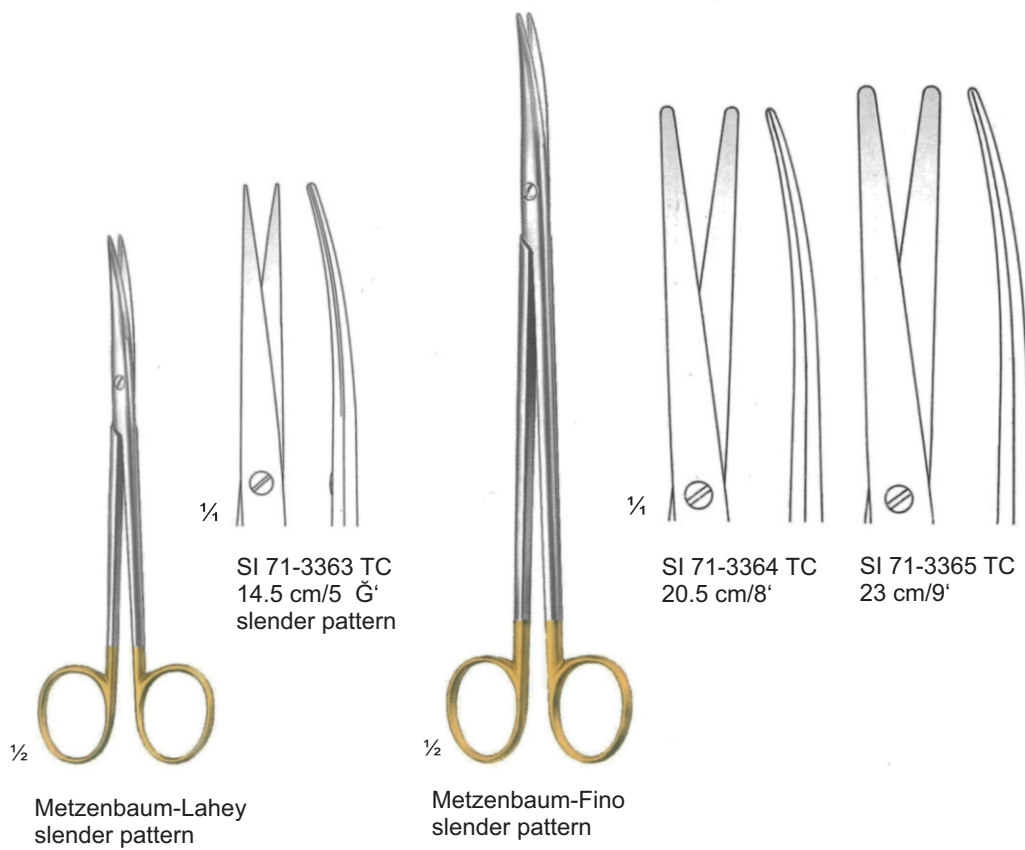


1/2

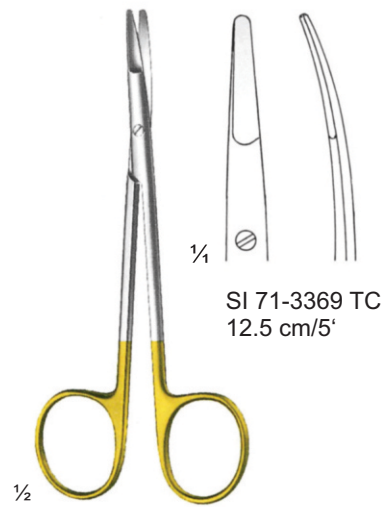
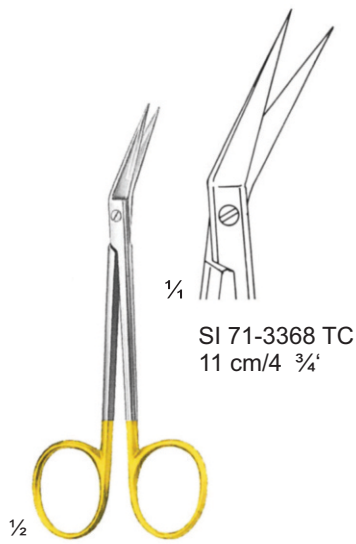
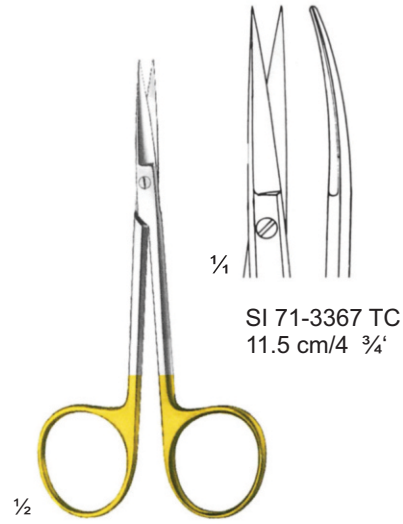
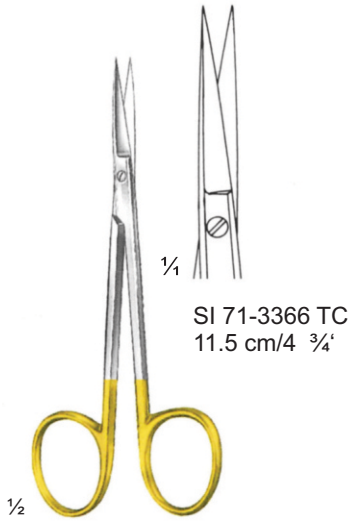


Wagner
12 cm/4 3/8"

SCISSORS



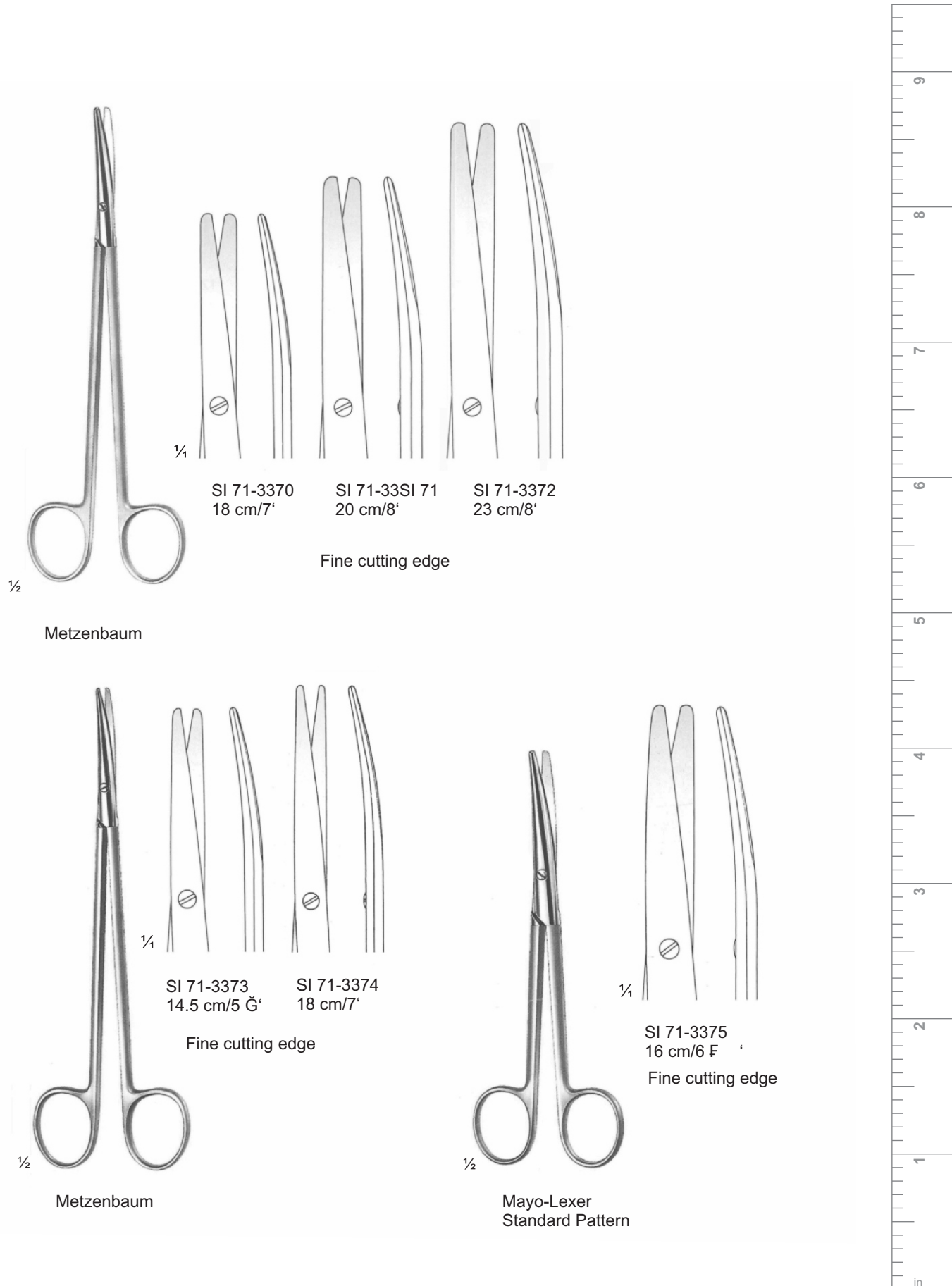
SCISSORS



Ragnell



SCISSORS



1/2

Metzenbaum

1/4

SI 71-3370
18 cm/7"

SI 71-33SI 71
20 cm/8"

SI 71-3372
23 cm/8"

Fine cutting edge

1/2

Metzenbaum

1/4

SI 71-3373
14.5 cm/5 3/4"

SI 71-3374
18 cm/7"

Fine cutting edge

1/4

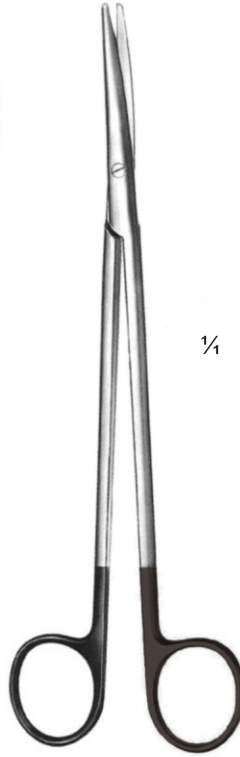
SI 71-3375
16 cm/6 1/4"

Fine cutting edge

1/2

Mayo-Lexer
Standard Pattern

SCISSORS



1/2

1/4



SI 71-3376 TCS
14.5 cm/5 Ğ'



SI 71-3377 TCS
18 cm/7'

For synthetic suture material
One toothed cutting edge



1/2

1/4



SI 71-3378 TCS
14.5 cm/5 Ğ'



SI 71-3379 TCS
17 cm/6 Ğ'

For synthetic suture material
One toothed cutting edge

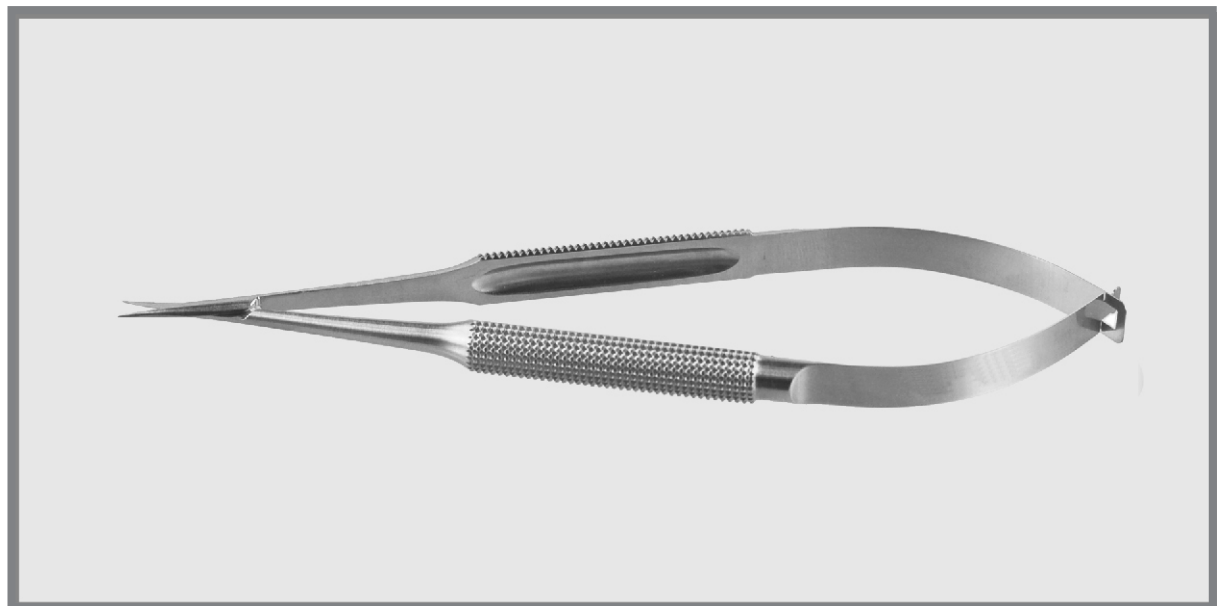
72

EN Micro Scissors

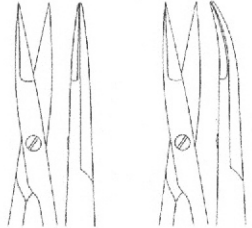
DE Mikroschere

ES Micro tijeras

Page 172 to 173



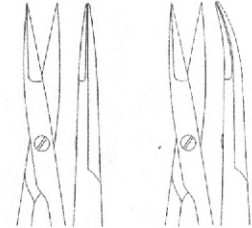
MICRO SCISSORS



15 cm/6"	SI 72-3401	SI 72-3405
18 cm/7"	SI 72-3402	SI 72-3406
21 cm/8 1/4"	SI 72-3403	SI 72-3407
23 cm/9"	SI 72-3404	SI 72-3408



Streamlined



15 cm/6"	SI 72-3409	SI 72-3413
18 cm/7"	SI 72-3410	SI 72-3414
21 cm/8 1/4"	SI 72-3411	SI 72-3415
23 cm/9"	SI 72-3412	SI 72-3416



Streamlined

MICRO SCISSORS



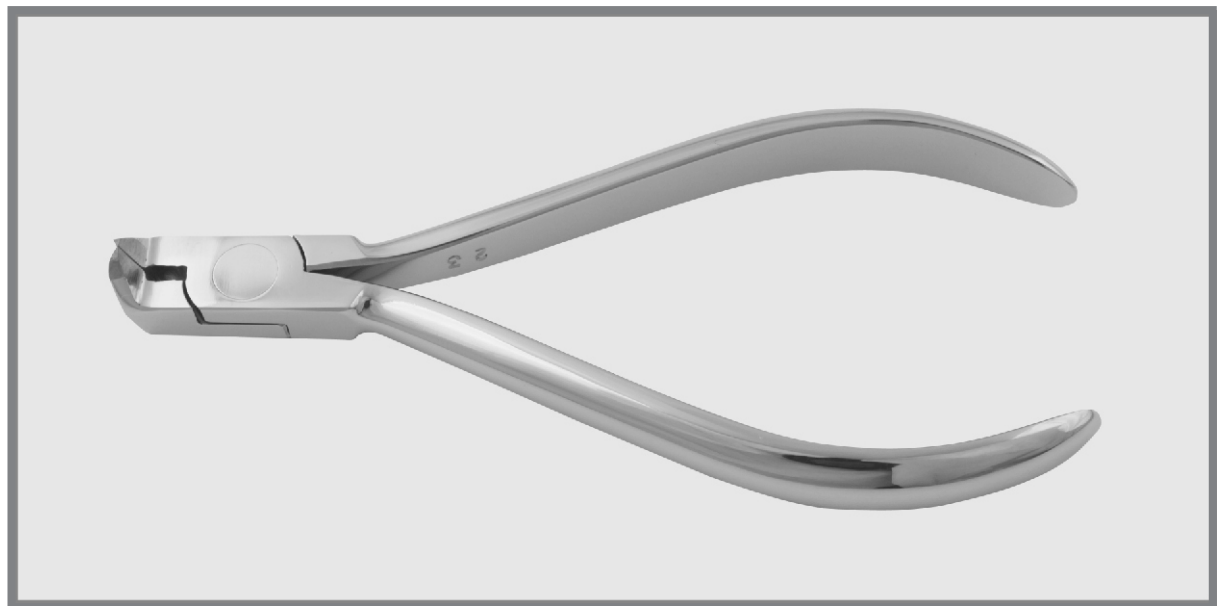
NOYES
SI 72-3417
13 cm/5"



73

- EN** Orthodontics
- DE** Kieferorthopädie
- ES** Ortodoncia

Page 174 to 190



ORTHODONTICS



SI 73-3501
14 cm/5 1/2"



LANGENBECK
SI 73-3502
15 cm/6"



SI 73-3503
14 cm/5 1/2"



SI 73-3504
12,5 cm/4 3/4"



SI 73-3505
13 cm/5"



SI 73-3506
14 cm/5 1/2"

ORTHODONTICS



Contouring pliers

GOSLEE
 SI 73-3507
 14 cm/5 1/2"



Contouring pliers

GOSLEE
 SI 73-3508
 14 cm/5 1/2"



Contouring pliers

GOSLEE
 SI 73-3509
 14 cm/5 1/2"



serrated

SI 73-3510
 12,5 cm/4 3/4"



round

Flat

SI 73-3511
 15 cm/6"



round
 nose pliers

SI 73-3512
 13 cm/5"



ORTHODONTICS



SI 73-3513
13 cm/5"



SI 73-3514
13 cm/5"



LANGENBECK
SI 73-3515
14 cm/5 1/2"



DUMONT
SI 73-3516
11,5 cm/4 1/2"



DUMONT
SI 73-3517
11,5 cm/4 1/2"



DUMONT
SI 73-3518
11,5 cm/4 1/2"

ORTHODONTICS

Wire cutter, front action



SI 73-3519
11 cm/4 1/4"



SI 73-3520
11,5 cm/4 1/2"



SI 73-3521
12,5 cm/4 3/4"



SI 73-3522
11,5 cm/4 1/2"



SI 73-3523
11,5 cm/4 1/2"

0,7 mmØ
for hard wire up to



ORTHODONTICS



1,0 mm Ø
 for hard wire up to



SI 73-3524
 15 cm/6"

SCHWARZ
 SI 73-3527
 13 cm/5"
 Modell III



SCHWARZ
 SI 73-3525
 13 cm/5"
 Modell I

SCHWARZ
 SI 73-3528
 14,5 cm/5 3/4"



SCHWARZ
 SI 73-3526
 13 cm/5"
 Modell II

FISCHER
 SI 73-3529
 14 cm/5 1/2"





ORTHODONTICS





ANDRESEN
 SI 73-3530
 13,5 cm/5 1/2"

STADLER
 SI 73-3533
 15 cm/6"





 sling forming pliers



McKELLOPS
 SI 73-3531
 17 cm/6 3/4"

 Flat  round

ANGLE
 SI 73-3534
 12,5 cm/5"



McKELLOPS-STADLER
 SI 73-3532
 16 cm/6 1/4"

 Flat  round



ANGLE
 SI 73-3535
 12,5 cm/5"



ORTHODONTICS



ADAMS
 SI 73-3536
 13 cm/5"



YOUNG
 SI 73-3537
 13 cm/5"



TWEED
 SI 73-3538
 13,5 cm/5 ½"



TWEED
 SI 73-3539
 13,5 cm/5 ½"




DE LA ROSA
 SI 73-3540
 12,5 cm/5"

Contouring pliers



DE LA ROSA
 SI 73-3541
 12,5 cm/5"

ORTHODONTICS


ORTHODONTICS



ANGLE
 SI 73-3548
 13 cm/5"



ANGLE
 SI 73-3549
 13 cm/5"



WALDSACHS
 SI 73-3550
 15,5 cm/6"



Universal
 SI 73-3551
 15,5 cm/6 ¼"

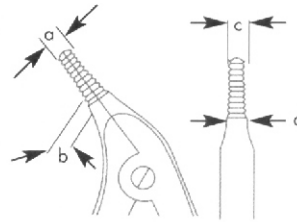


SI 73-3552
 15,5 cm/6 ¼"



FURRER
 SI 73-3553
 15 cm/6"

ORTHODONTICS



a	b	c	d
3,3	4	2,3	3,0
4,4	5	3,4	3,8

Telescope crown pliers



BOEHM
 SI 73-3554
 12 cm/4 ¾"



BOEHM
 SI 73-3555
 15 cm/4"



ORTHODONTICS



OLIVER
JONES
SI 73-3556
15 cm/6"



OLIVER
SI 73-3557
15 cm/6"



OLIVER
SI 73-3558
15 cm/6"

Step loop bending pliers



ADERER
SI 73-3559
13,5 cm/5 1/4"



NANCE
SI 73-3560
12,5 cm/5"

ORTHODONTICS


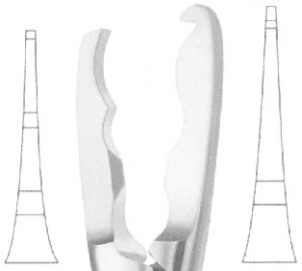


0,7 mm Ø

for hard wire up to



ORTHODONTICS



TRYFUS
 SI 73-3567
 16 cm/6 1/4"

Crown
 stretching pliers



PEESO
 SI 73-3568
 12 cm/6 1/4"

smooth



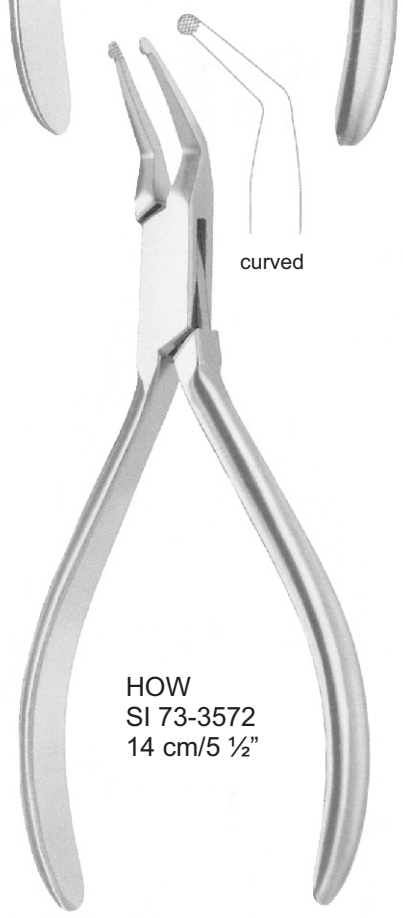
PEESO
 SI 73-3569
 13,5 cm/5 1/4"

serrated



HOW
 SI 73-3571
 14 cm/5 1/2"

straight



HOW
 SI 73-3572
 14 cm/5 1/2"

curved

ORTHODONTICS



SI 73-35SI 73
18 cm/7"



SI 73-3574
14,5 cm/5 ¾"

ORTHODONTICS



FREVERT
 SI 73-3575
 12 cm/4 3/4"



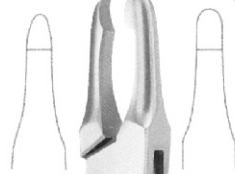
TRIPLEX
 SI 73-3576
 14 cm/5 1/2"



REYNOLD
 SI 73-3577
 12 cm/4 3/4"



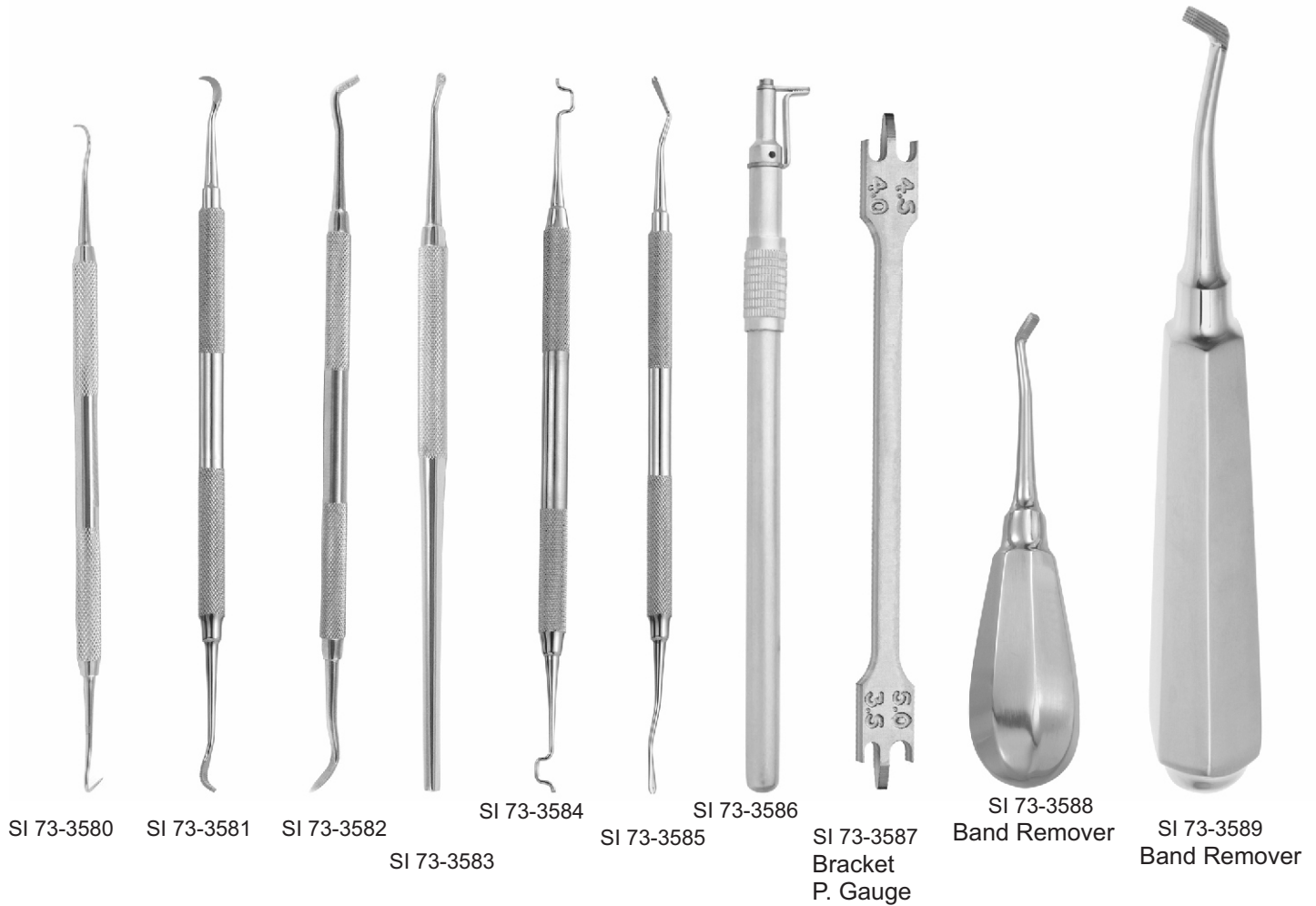
GORDON
 SI 73-3578
 13,5 cm/5 1/4"



JOHNSON
 SI 73-3579
 13 cm/5"

ORTHODONTICS

Clamping tweezer / bracket holder



Bracket positioning gauge



SI 73-3590

ORTHODONTICS



SI 73-3591
12.5 cm/5"



SI 73-3592
12.5 cm/5"



SI 73-3593
12.5 cm/5"



SI 73-3594
12.5 cm/5"




SI 73-3595
12.5 cm/5"




SI 73-3596
12.5 cm/5"




SI 73-3597
12.5 cm/5"




SI 73-3598
12.5 cm/5"



SI 73-3599
12.5 cm/5"



SI 73-3600
12.5 cm/5"



SI 73-3601
12.5 cm/5"



SI 73-3602
12.5 cm/5"

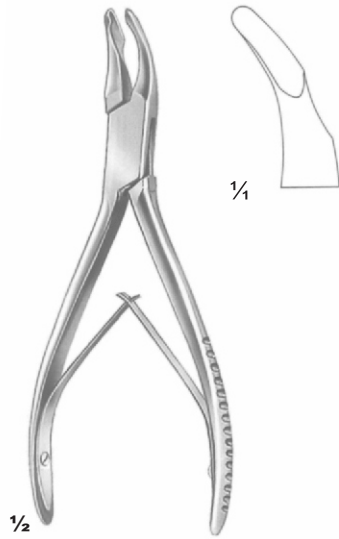
74

- EN** Bone Rongeurs
- DE** Knochen Rongeure
- ES** Rongeurs de hueso

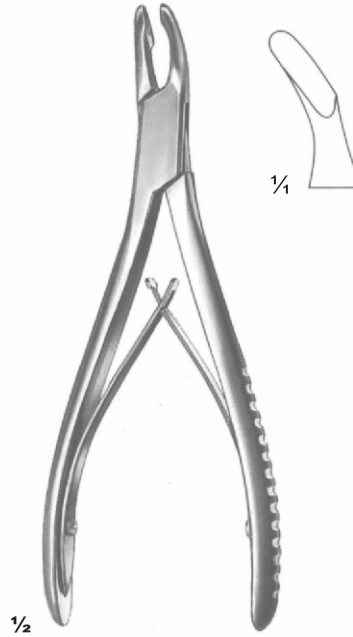
Page 191 to 193



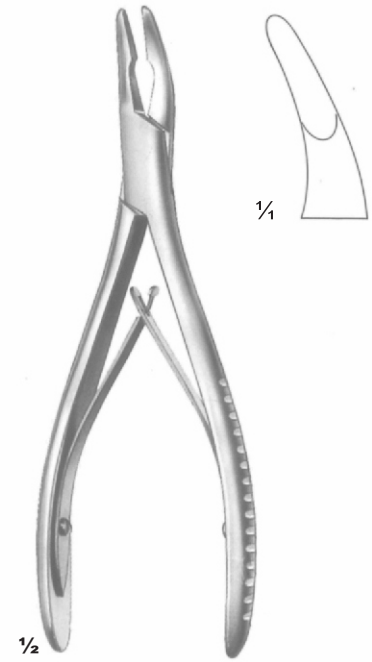
BONE RONGEURS



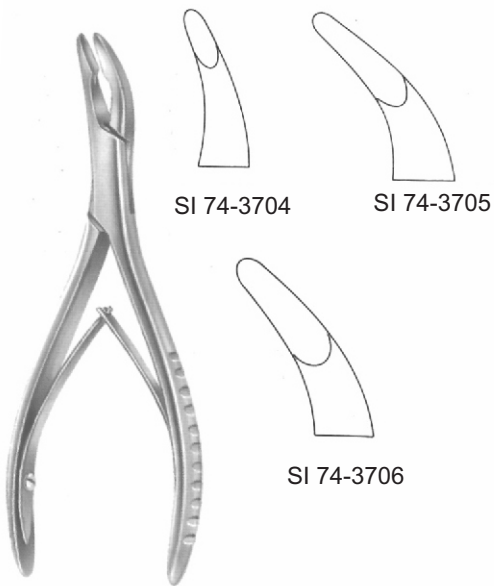
Cleveland
SI 74-3701
15 cm



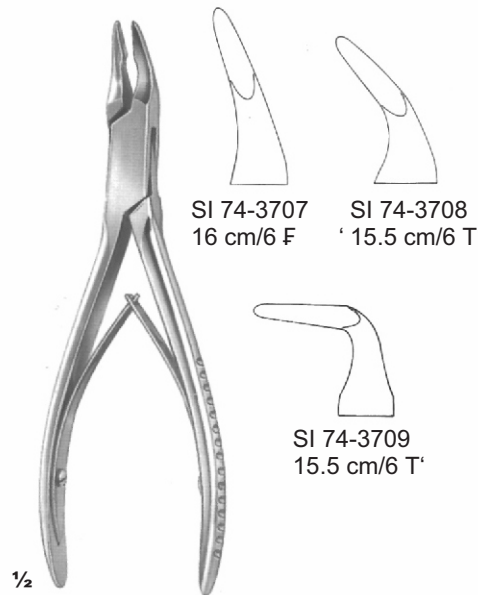
Cleveland
SI 74-3702
15 cm



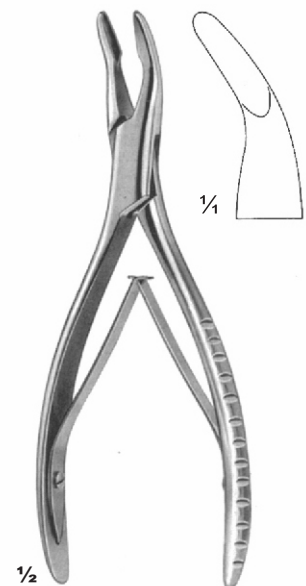
Hartmann
SI 74-3703
18 cm



LUER
15 cm

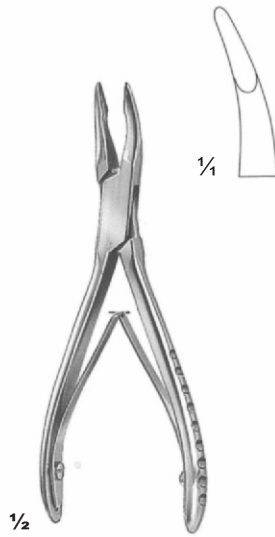


BLUMENTHAL
15 cm

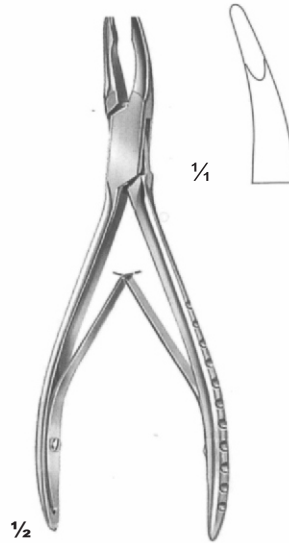


MEAD
SI 74-3710
16.5 cm/6 3/4

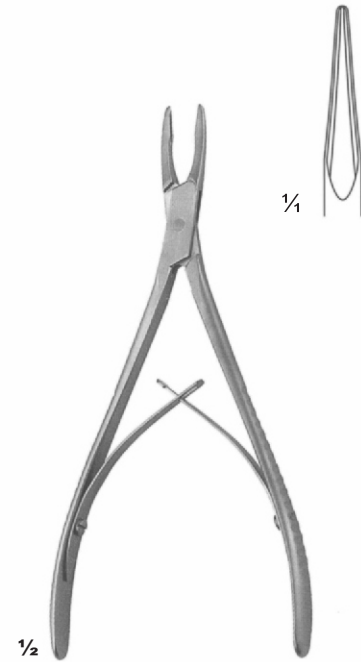
BONE RONGEURS



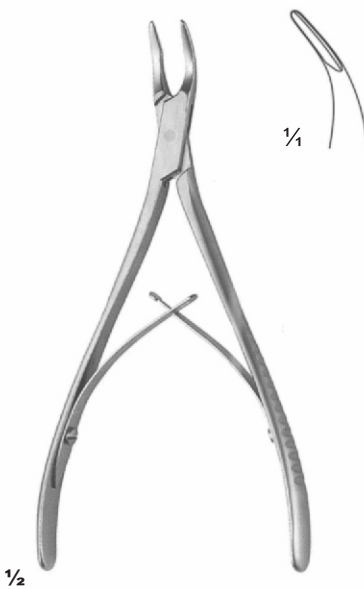
Friedmann
 SI 74-3711
 14 cm



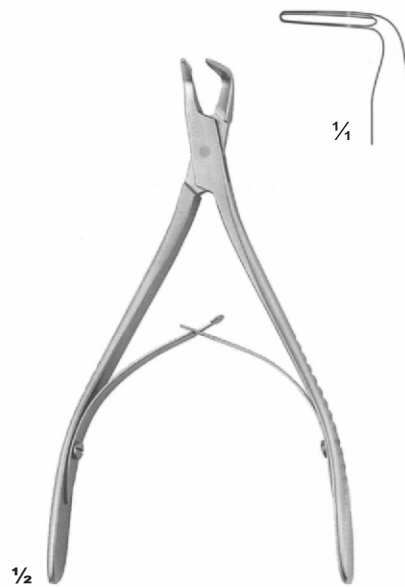
Friedmann
 SI 74-3712
 14 cm



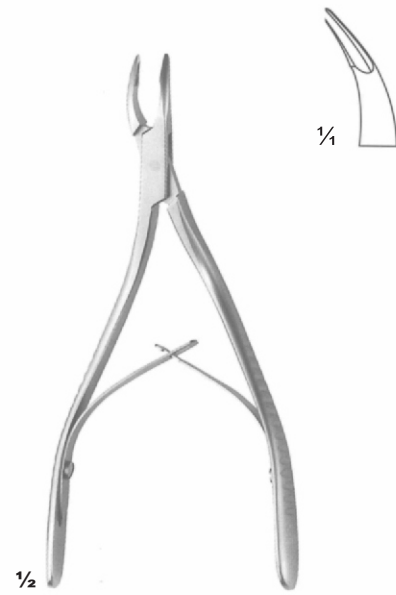
Friedmann-Micro
 SI 74-3713
 15 cm/6"
 straight



Friedmann-Micro
 SI 74-3714
 15 cm/6"
 30°



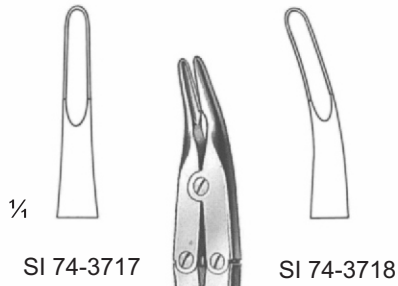
Friedmann-Micro
 SI 74-3715
 14.5 cm/5"
 90°



Friedmann-Micro
 SI 74-3716
 14.5 cm/5"
 S shape
 30°



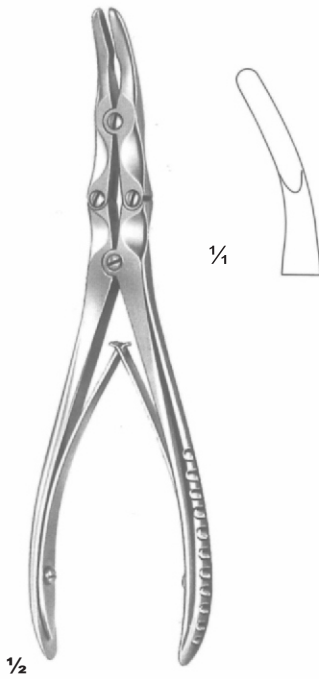
BONE RONGEURS



Bohler
15.5 cm/6"



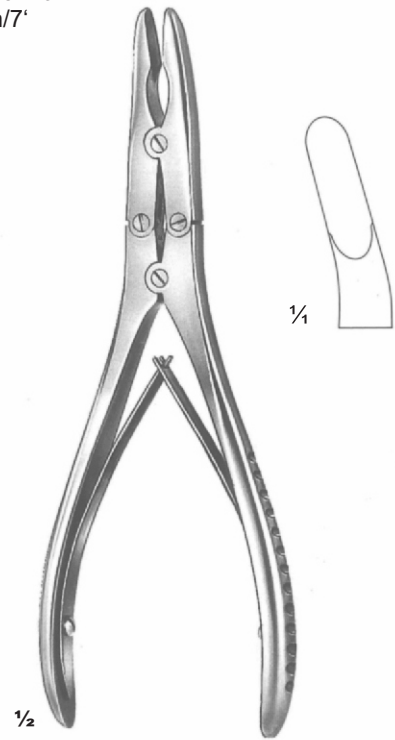
Beyer
SI 74-3719
18 cm/7"



Mayfield
SI 74-3720
18 cm/7"



Zaufal-Jansen
SI 74-3721
18 cm/7"



Ruskin
SI 74-3722
19 cm/7 3/4"


75

EN Forceps

DE Zange

ES Fórceps

Page 194 to 201



DRESSING FORCEPS



standard pattern




SI 75-3801
 13 cm/5 1/8"


1/4




SI 75-3802
 14.5 cm/5 3/4"



SI 75-3803
 16 cm/5 F"



SI 75-3804
 18 cm/7"



SI 75-3805
 20 cm/7 X"



slender pattern



SI 75-3806
 13 cm/5 1/8"

1/4




SI 75-3807
 14.5 cm/5 3/4"



SI 75-3808
 16 cm/5 F"


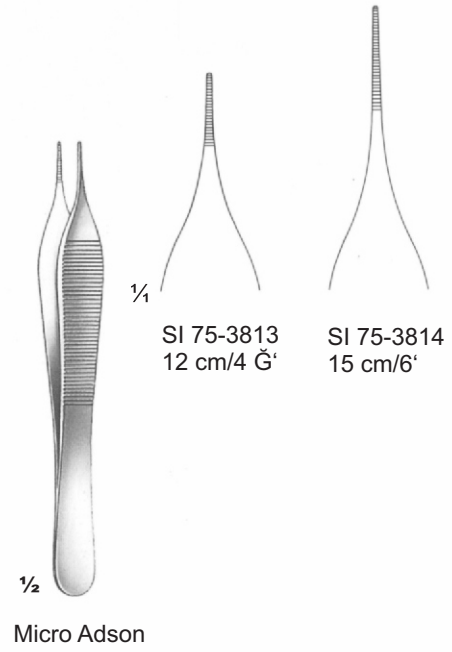
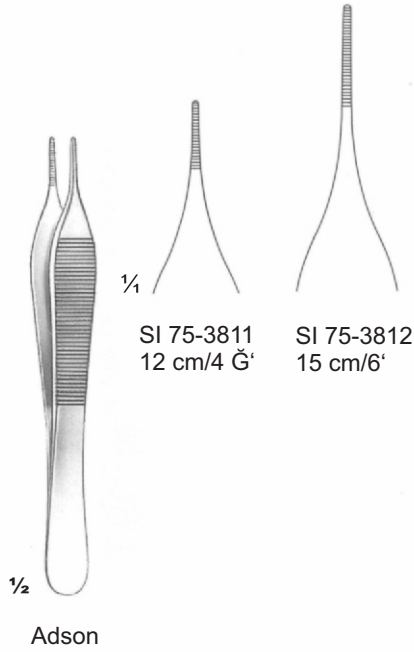


SI 75-3809
 18 cm/7"








SI 75-3810
 20 cm/7 X"

DRESSING FORCEPS








DRESSING FORCEPS



				
SI 75-3819	SI 75-3820	SI 75-3821	SI 75-3822	SI 75-3823
13 cm/5 1/8"	14.5 cm/5 3/4"	16 cm/6 F	18 cm/7"	20.5 cm/8 1/8"
1x2	1x2	1x2	1x2	1x2



Standard Pattern



				
SI 75-3824	SI 75-3825	SI 75-3826	SI 75-3827	SI 75-3828
13 cm/5 1/8"	14.5 cm/5 3/4"	16 cm/6 F	18 cm/7"	20.5 cm/8 1/8"
1x2	1x2	1x2	1x2	1x2



Slender Pattern



	
SI 75-3829	SI 75-3830
12 cm/4 3/4"	15 cm/5 7/8"
1x2	1x2

Adson



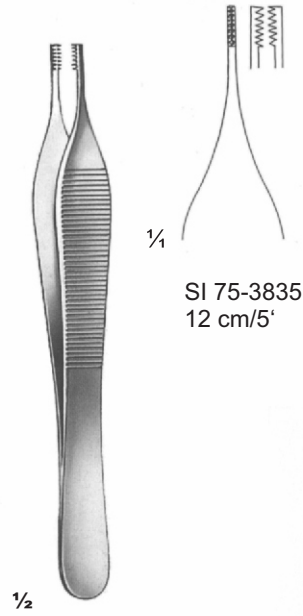
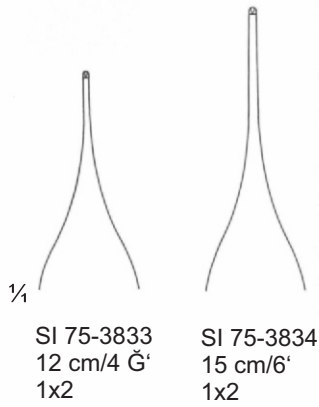
	
SI 75-3831	SI 75-3832
12 cm/4 3/4"	12 cm/4 3/4"
1x2	1x2

Mini Adson

DRESSING FORCEPS



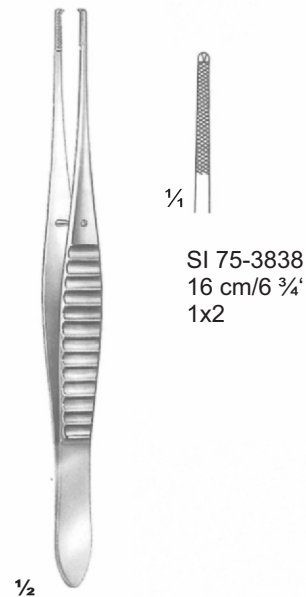
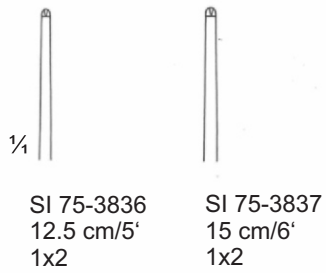
Mikro Adson



Adson-Brown



Semken




Gillies



DRESSING FORCEPS



DeBakey
12 cm/5"



SI 75-3852
2,7 mm




SI 75-3853
1,5 mm



SI 75-3854
2,0 mm



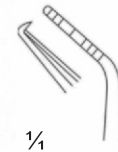
SI 75-3855
2,0 mm



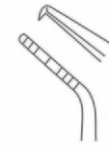
SI 75-3856
3,5 mm



Crane-Kaplan
Pocket marking forceps
15 cm/6"



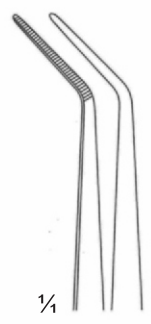
SI 75-3857
No. 1



SI 75-3858
No. 2



Meriam
16 cm/6"



SI 75-3859
No. 1



SI 75-3860
No. 3



SI 75-3861
No. 5



Flagg
16 cm/6"



SI 75-3862
No. 1



SI 75-3863
No. 2



SI 75-3864
No. 3



SI 75-3865
No. 4

DRESSING FORCEPS



Standard

SI 75-3866 TC
 14.5 cm/5 3/4"

SI 75-3867 TC
 18 cm/7"



delicate

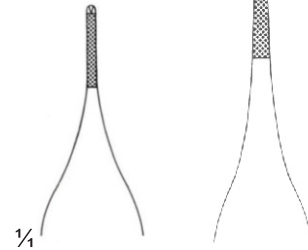
SI 75-3868 TC
 14.5 cm/5 3/4"

SI 75-3869 TC
 18 cm/7"



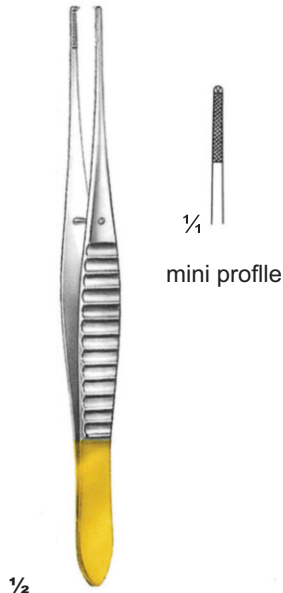
1/2

Adson



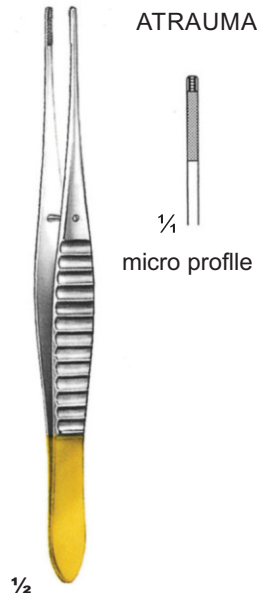
SI 75-3870 TC 12 cm/4 3/4" 1x2
 SI 75-3871 TC 15 cm/6" 1x2

mini profile



1/2

Gillies
 SI 75-3872 TC
 15.5 cm/6" 1x2



1/2

DeBakey
 SI 75-3873 TC
 16 cm/6 1/4"

ATRAUMA

micro profile



DRESSING FORCEPS



1/4
C-079-15
15 cm/6"

suited to hold silver pins, nerve-broaches and for introducing medicines



1/2
Frigz
Suture and membrane forceps

D = 1,6 mm




1/4
SI 75-3839
16 cm/6 F


D = 2,2 mm



1/4
SI 75-3840
16 cm/6 F



1/2
Frigz




1/4
SI 75-3841
16 cm/6 F



1/2
London-College
15 cm/6"



1/4
SI 75-3842
No. 1



SI 75-3843
No. 3



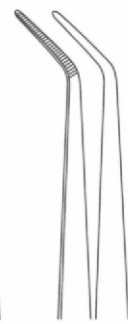
SI 75-3844
No. 5



1/2
London-College
with lock
15 cm/6"



1/4
SI 75-3845
No. 1

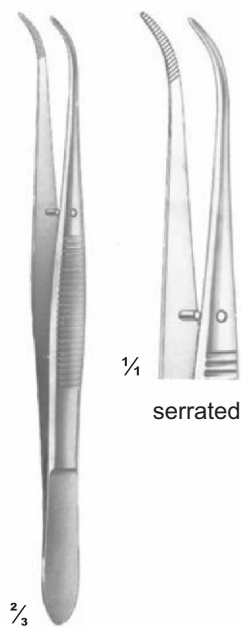


SI 75-3846
No. 3

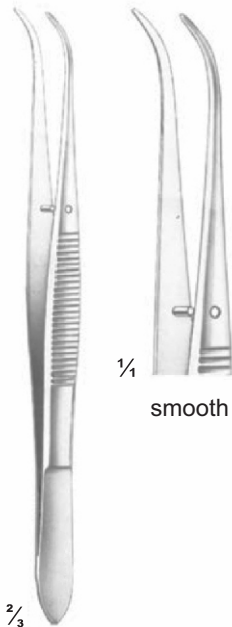


SI 75-3847
No. 5

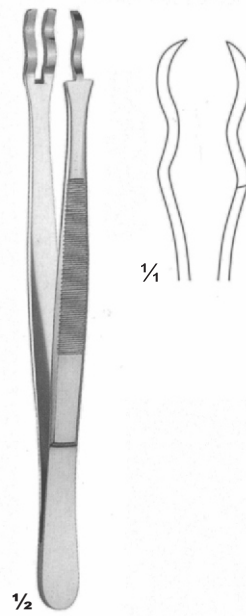
DRESSING FORCEPS



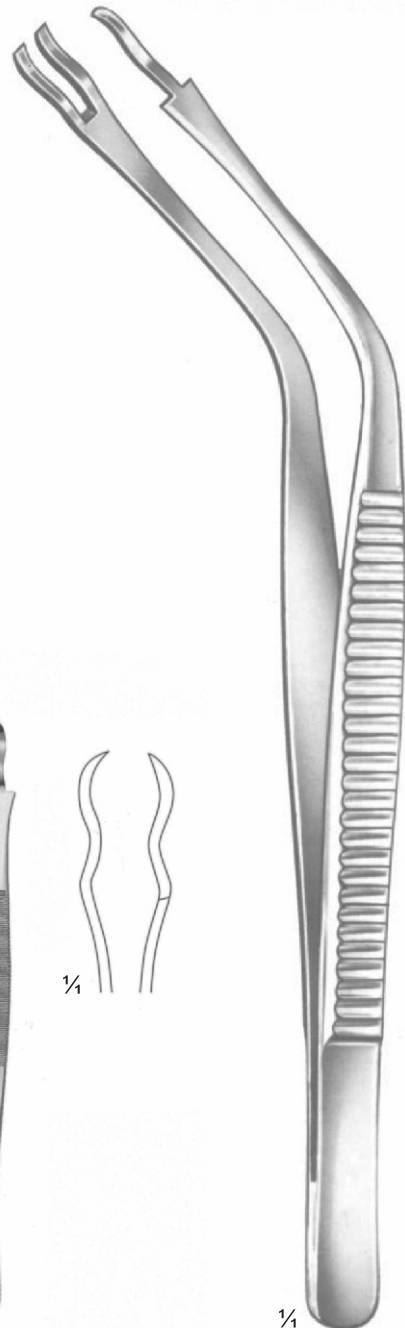
$\frac{2}{3}$
 Perry
 SI 75-3848
 13 cm/5"



$\frac{2}{3}$
 Perry
 SI 75-3849
 13 cm/5"



$\frac{1}{2}$
 SI 75-3850
 14.5 cm/5 3/4"
 Frigz
 Grasping and
 sterilizing forceps




$\frac{1}{4}$
 SI 75-3851
 20 cm/8"
 Seizing and
 Sterilizing Forceps




76

- EN** Scalpel Handles
- DE** Skalpellgriffe
- ES** Manches de bistouris


Page 202 to 203




OPERATING KNIVES




Standard
 SI 76-3901 # 3




SI 76-3902 # 3



SI 76-3903 # 3
 with scale

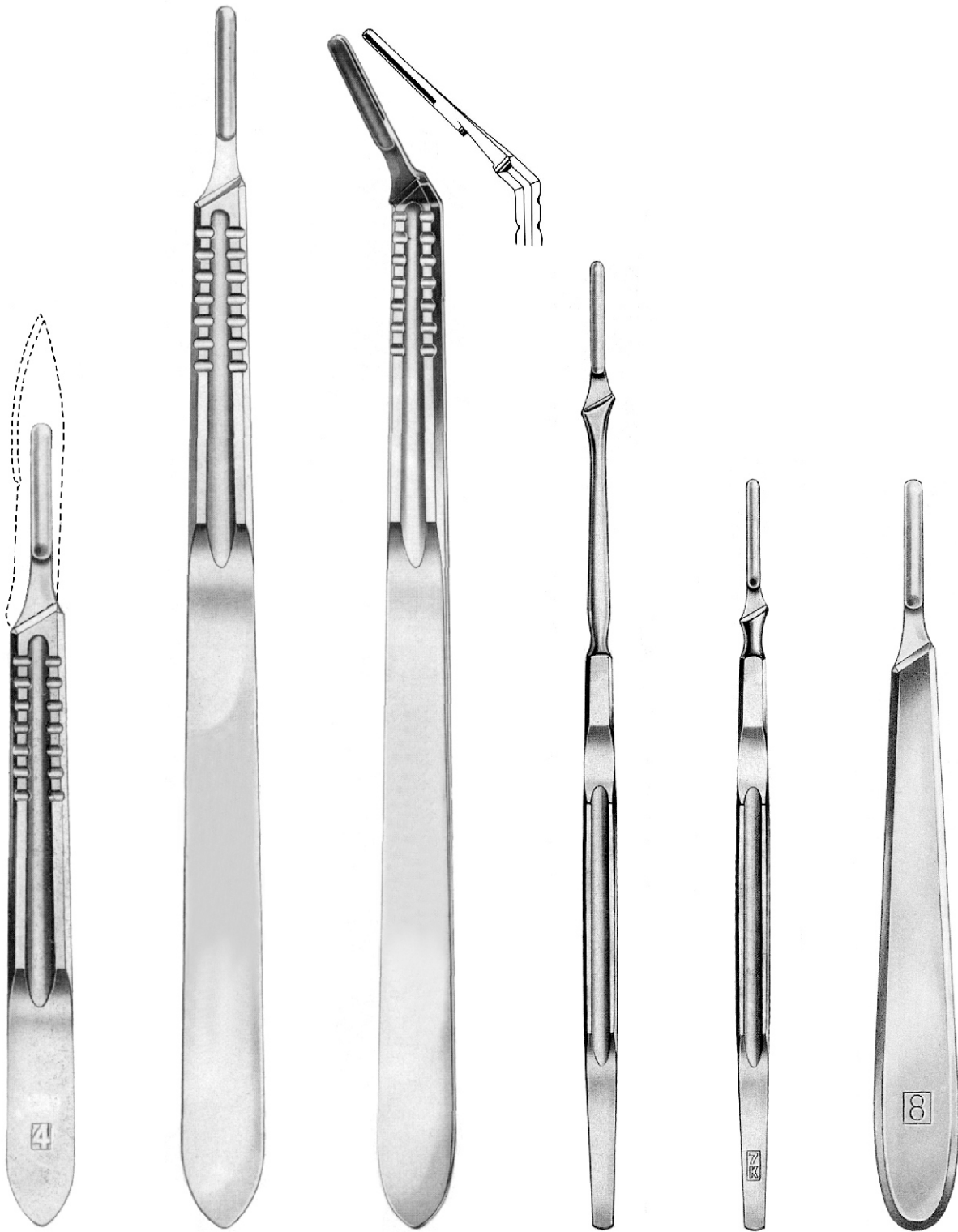


SI 76-3904-3L # 3L
 SI 76-3905-3XL # 3XL



SI 76-3906-3L # 3L
 SI 76-3907-3XL # 3XL
 angled

OPERATING KNIVES



Standard
 SI 76-3908
 # 4

SI 76-3909-4L # 4L
 SI 76-3910-4XL # 4XL

SI 76-3911-4L # 4L
 SI 76-3912-4XL # 4XL
 angled

SI 76-3913
 # 7

SI 76-3914
 # 7K

Collin
 SI 76-3915
 Fig. 8



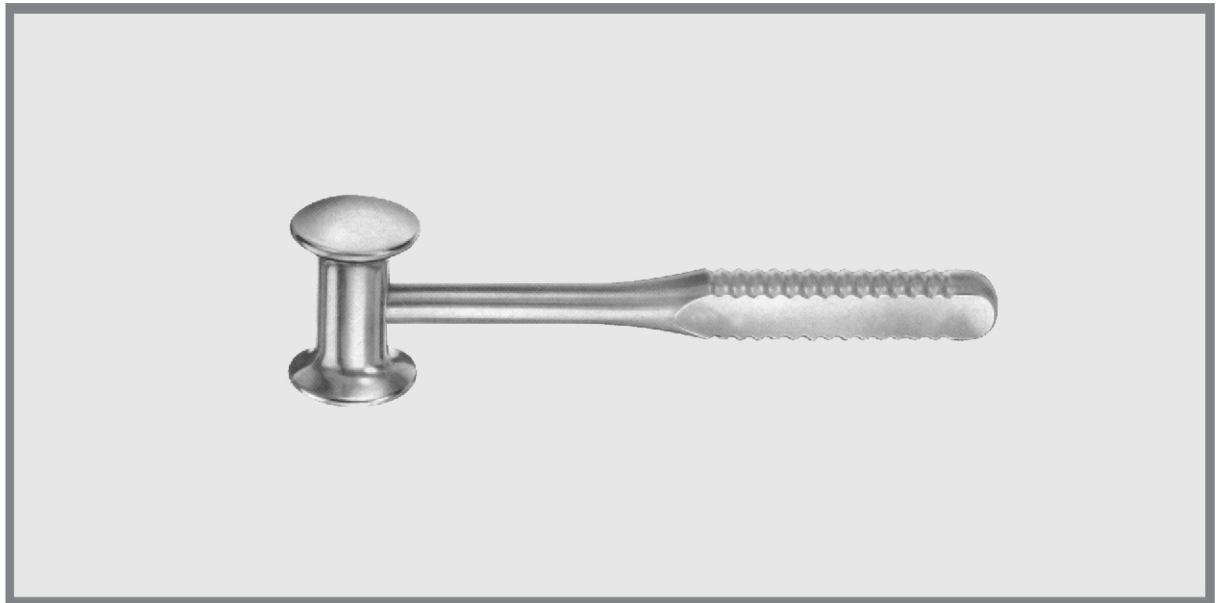
77

EN Mallets

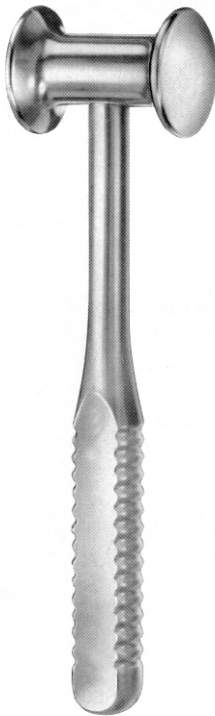
DE Schlägel

ES Mazos

Page 204 to 206



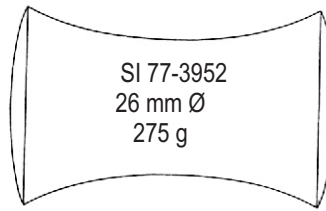
MALLETS



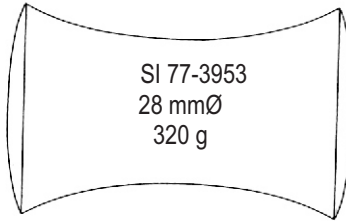
BERGMANN
 SI 77-3951
 24 cm/9 1/2"
 300 grams



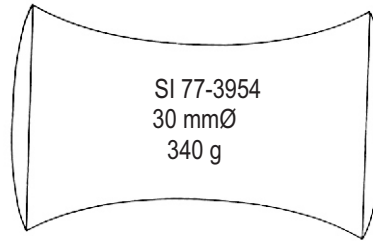
WILLIGER
 24 cm/9 1/2"
 lead filled



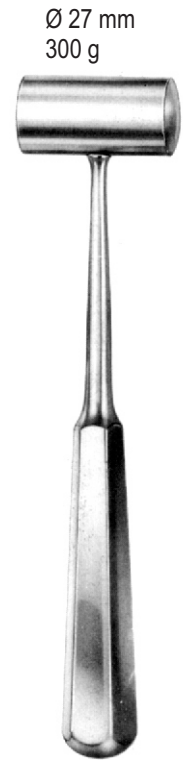
SI 77-3952
 26 mm Ø
 275 g



SI 77-3953
 28 mm Ø
 320 g



SI 77-3954
 30 mm Ø
 340 g

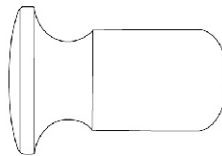


Ø 27 mm
 300 g

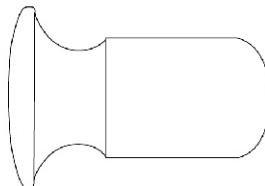
PARTSCH
 SI 77-3955
 18 cm/7 1/8"
 with hollow handle



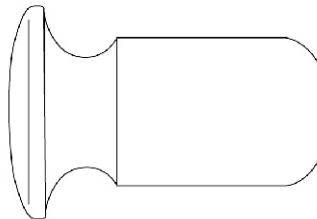
DOYEN
 21 cm/8 1/4"



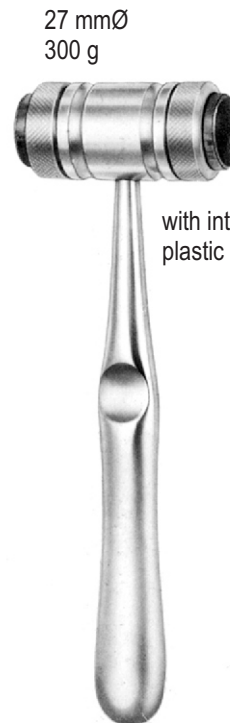
SI 77-3956
 25 mm Ø
 120 g (4 1/4 oz.)
 19.5 cm/7 3/4"



SI 77-3957
 30 mm Ø
 180 g (6 1/2 oz.)
 19.5 cm/7 3/4"



SI 77-3958
 35 mm Ø
 260 g (9 oz.)
 21 cm/8 1/4"



27 mm Ø
 300 g

with interchangeable plastic disks

MEAD
 SI 77-3959 19 cm/7 1/2"
 SI 77-3960 pair of spare disks

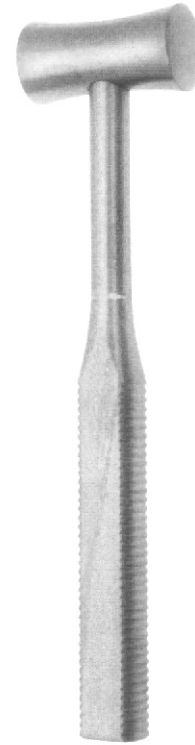
MALLETS




HAJEK
 SI 77-3961
 20 cm/7⁷/₈"
 200 g
 Ø 27 mm



KIRK
 SI 77-3962
 21 cm/8¹/₄"
 650 g
 Ø 38 mm



BERGMANN
 SI 77-3963
 24.5 cm/9⁵/₈"
 400 g
 Ø 30 mm

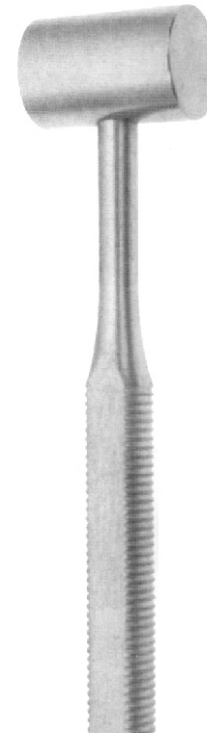


HEATH
 SI 77-3964
 18.5 cm/7¹/₄"
 700 g
 Ø 40 mm



with interchangeable
 disks
 SI 77-3966

SI 77-3965
 18.5 cm/7¹/₄"
 240 g
 Ø 25 mm



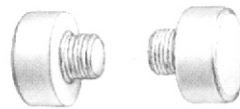
OMBREDANNE
 SI 77-3967
 24 cm/9¹/₂"
 700 g
 Ø 40 mm



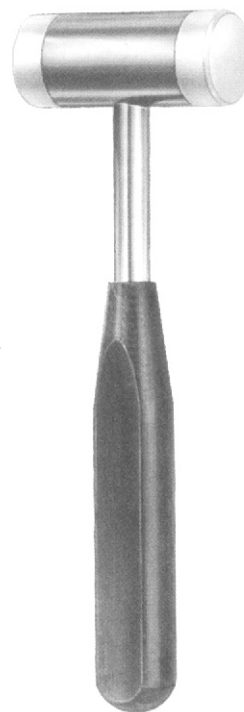
MALLETS



SI 77-3968
 26.5 cm/10 3/8"
 Ø 50 mm
 1300 g



SI 77-3969
 spare facings (pair)



SI 77-3970
 19 cm/7 1/2"
 Ø 25 mm
 300 g



HERBERT
 SI 77-3971
 19 cm/7 1/2"
 Ø 25 mm
 215 g

78

- EN** Cassettes
- DE** Kassetten
- ES** Cassettes

Page 207 to 210



CASSETTES




Elongated Holes

		<u>Dimension(mm)</u>
SI 78-4001	05-Instruments	78 x 182 x 32
SI 78-4002	10-Instruments	142 x 182 x 32
SI 78-4003	20-Instruments	270 x 182 x 32



Round Bottom with Strip Lock



		<u>Dimension(mm)</u>
SI 78-4004	05-Instruments	90 x 182 x 25
SI 78-4005	10-Instruments	145 x 182 x 25
SI 78-4006	20-Instruments	270 x 182 x 25



Square


		<u>Dimension(mm)</u>
SI 78-4007	05-Instruments	180 x 70 x 22
SI 78-4008	10-Instruments	180 x 130 x 22
SI 78-4009	20-Instruments	260 x 180 x 22

CASSETTES




Elongated Holes

Model	Instruments	Dimension(mm)
SI 78-4010	05-Instruments	180 x 80 x 35
SI 78-4011	10-Instruments	180 x 145 x 35
SI 78-4012	15-Instruments	210 x 180 x 35
SI 78-4013	20-Instruments	280 x 180 x 35



Strip Lock "H" Type

Model	Instruments	Dimension(mm)
SI 78-4014	05-Instruments	180 x 80 x 25
SI 78-4015	10-Instruments	180 x 130 x 25
SI 78-4016	20-Instruments	260 x 180 x 25



Strip Lock

Model	Instruments	Dimension(mm)
SI 78-4017	05-Instruments	180 x 80 x 25
SI 78-4018	10-Instruments	180 x 130 x 25
SI 78-4019	20-Instruments	260 x 180 x 25



CASSETTES



	<u>Dimension(mm)</u>
SI 78-4020	405 x 255 x 50
SI 78-4021	405 x 255 x 70
SI 78-4022	405 x 255 x 100




	<u>Dimension(mm)</u>
SI 78-4023	255 x 245 x 50
SI 78-4024	255 x 245 x 70
SI 78-4025	255 x 245 x 100



	<u>Dimension(mm)</u>
SI 78-4026	255 x 120 x 50
SI 78-4027	255 x 120 x 70

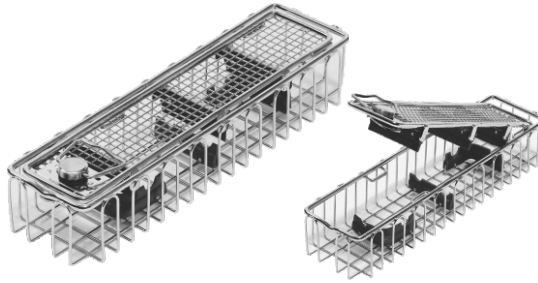
LIDs (optional)



	<u>Dimension(mm)</u>
SI 78-4028	255 x 120
SI 78-4029	255 x 245
SI 78-4030	250 x 240
SI 78-4031	540 x 255
SI 78-4032	485 x 255
SI 78-4033	405 x 255
SI 78-4034	480 x 370
SI 78-4035	480 x 250

CASSETTES

Endoscopic Baskets

Dimension(mm)

SI 78-4036	290 x 80 x 52
SI 78-4037	460 x 80 x 52

Dimension(mm)

SI 78-4038	670 x 80 x 52
SI 78-4039	700 x 80 x 52

Dimension(mm)

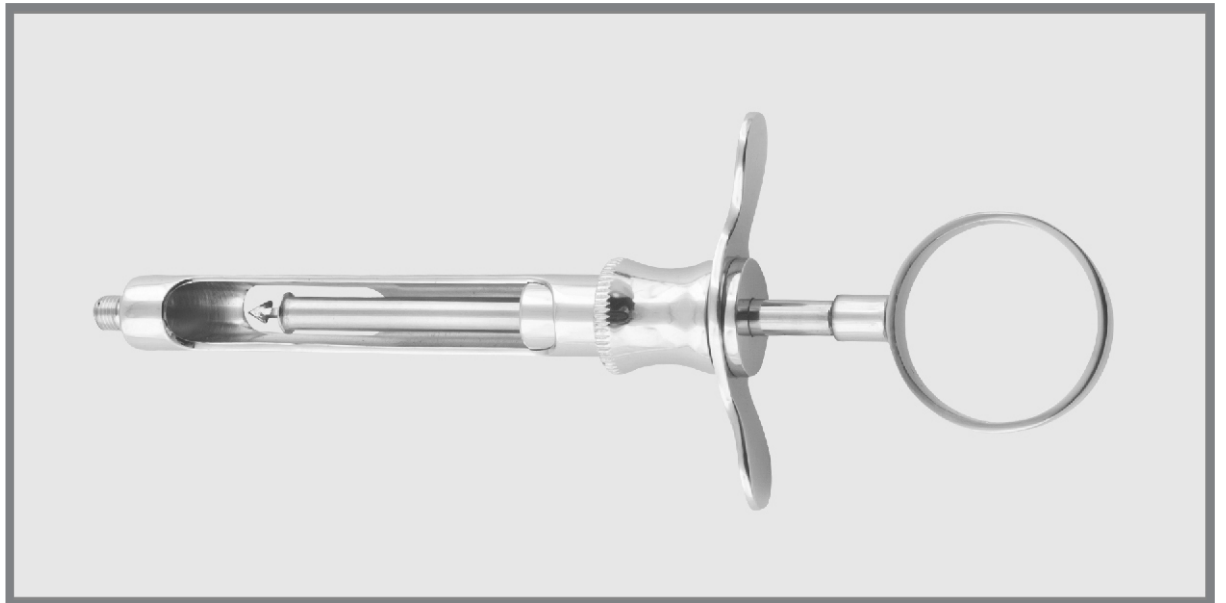
SI 78-4040	290 x 160 x 52
SI 78-4041	310 x 150 x 77
SI 78-4042	460 x 160 x 77
SI 78-4043	640 x 150 x 77
SI 78-4044	660 x 150 x 77
SI 78-4045	460 x 160 x 52
SI 78-4046	580 x 160 x 52



79

- EN** Cylinder cartridge syringe
- DE** Zylinder-Ampullenspritze
- ES** Seringue á ampoule cilindrique

Page 211 to 216



SYRINGES



SI 79-4101

Cylinder cartridge syringe
 1.8 cc, without aspiration
 metric thread / US Thread

SI 79-4103


Cylinder cartridge syringe
 2.2 cc, without aspiration
 metric thread / US Thread

SI 79-4102

Cylinder cartridge syringe
 1.8 cc, with aspiration
 metric thread / US Thread

SI 79-4104

Cylinder cartridge syringe
 2.2 cc, with aspiration
 metric thread / US Thread



SI 79-4105

Cylinder cartridge syringe
 1.8 cc, without aspiration with
 metric thread / US Thread

SI 79-4107

Cylinder cartridge syringe
 2.2 cc, without aspiration with
 metric thread / US Thread

SI 79-4106

Cylinder cartridge syringe
 1.8 cc, with aspiration with
 metric thread / US Thread

SI 79-4108

Cylinder cartridge syringe
 2.2 cc, with aspiration with
 metric thread / US Thread

SYRINGES



SI 79-4109

Cylinder cartridge syringe
 1.8 cc, without aspiration
 metric thread / US Thread

SI 79-4111

Cylinder cartridge syringe
 2.2 cc, without aspiration
 metric thread / US Thread

SI 79-4110

Cylinder cartridge syringe
 1.8 cc, with aspiration
 metric thread / US Thread

SI 79-4112

Cylinder cartridge syringe
 2.2 cc, with aspiration
 metric thread / US Thread



SI 79-4113
 Cylinder Cartridge Syringe
 1.8cc without Aspiration
 metric thread / US Thread

SI 79-4115
 Cylinder Cartridge Syringe
 2.2cc without Aspiration
 metric thread / US Thread

SI 79-4114
 Cylinder Cartridge Syringe
 1.8cc with Aspiration
 metric thread / US Thread

SI 79-4116
 Cylinder Cartridge Syringe
 2.2cc with Aspiration
 metric thread / US Thread



SYRINGES



SI 79-4117
 Cylinder Cartridge Syringe
 1.8cc without Aspiration
 metric thread / US Thread
 Plastic base & handle sand blast
 finish steel rod.

SI 79-4119
 Cylinder Cartridge Syringe
 2.2cc without Aspiration
 metric thread / US Thread
 Plastic base & handle sand blast
 finish steel rod.

SI 79-4118
 Cylinder Cartridge Syringe
 1.8cc with Aspiration
 metric thread / US Thread
 Plastic base & handle sand blast
 finish steel rod.

SI 79-4120
 Cylinder Cartridge Syringe
 2.2cc with Aspiration
 metric thread / US Thread
 Plastic base & handle sand blast
 finish steel rod.



SI 79-4121
 Cylinder Cartridge Syringe
 1.8cc without Aspiration
 metric thread / US Thread

SI 79-4123
 Cylinder Cartridge Syringe
 2.2cc without Aspiration
 metric thread / US Thread

SI 79-4122
 Cylinder Cartridge Syringe
 1.8cc with Aspiration
 metric thread / US Thread

SI 79-4124
 Cylinder Cartridge Syringe
 2.2cc with Aspiration
 metric thread / US Thread

SYRINGES


SI 79-4125
 Cylinder Cartridge Syringe
 1.8cc without Aspiration
 metric thread / US Thread

SI 79-4126
 Cylinder Cartridge Syringe
 1.8cc with Aspiration
 metric thread / US Thread

SI 79-4127
 Cylinder Cartridge Syringe
 2.2cc without Aspiration
 metric thread / US Thread

SI 79-4128
 Cylinder Cartridge Syringe
 2.2cc with Aspiration
 metric thread / US Thread



SI 79-4129
 Cylinder Cartridge Syringe
 1.8cc without Aspiration
 metric thread / US Thread

SI 79-4130
 Cylinder Cartridge Syringe
 1.8cc with Aspiration
 metric thread / US Thread

SI 79-4131
 Cylinder Cartridge Syringe
 2.2cc without Aspiration
 metric thread / US Thread

SI 79-4132
 Cylinder Cartridge Syringe
 2.2cc with Aspiration
 metric thread / US Thread



SYRINGES



SI 79-4133
 Cylinder Cartridge Syringe
 1.8cc without Aspiration
 metric thread / US Thread

SI 79-4135
 Cylinder Cartridge Syringe
 2.2cc without Aspiration
 metric thread / US Thread




SI 79-4137
 Aspirating Syringe
 1.8cc with fix tip, S/S
 metric thread / US Thread

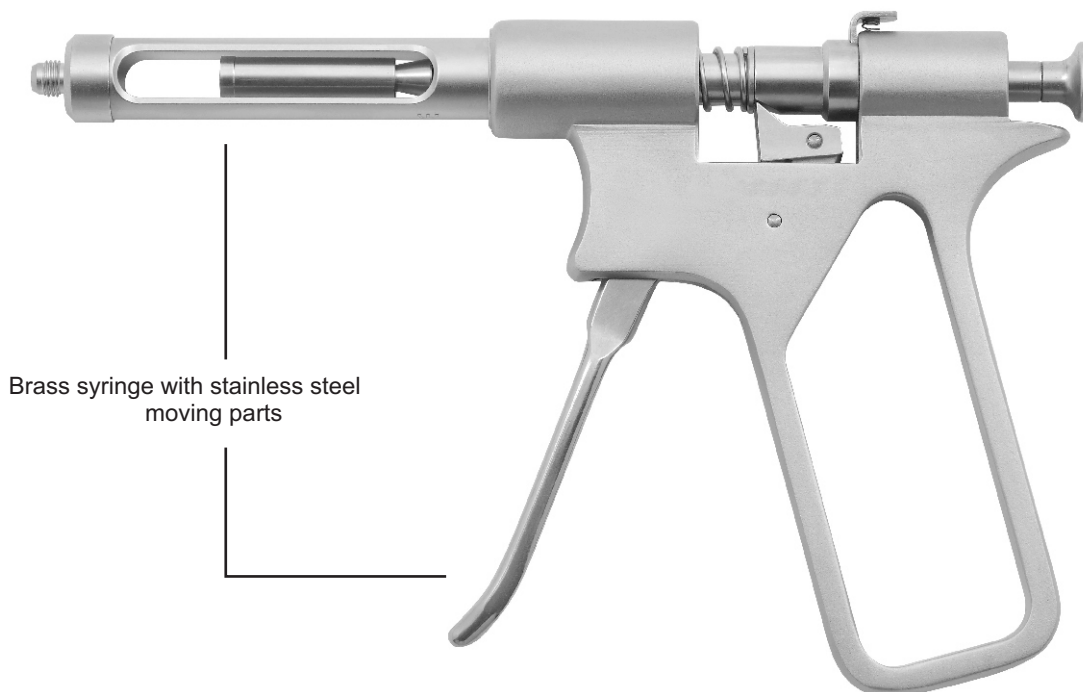
SI 79-4138
 Aspirating Syringe
 2.2cc with fix tip, S/S
 metric thread / US Thread

SYRINGES

Intra-Ligamentale Syringes



SI 79-4139
 1.8 cc metric thread / US Thread
 2.2 cc metric thread / US Thread



SI 79-4140
 1.8 cc metric thread / US Thread
 2.2 cc metric thread / US Thread




80

EN Impression Trays

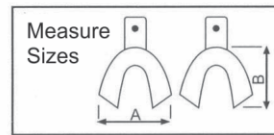
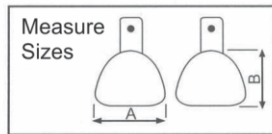
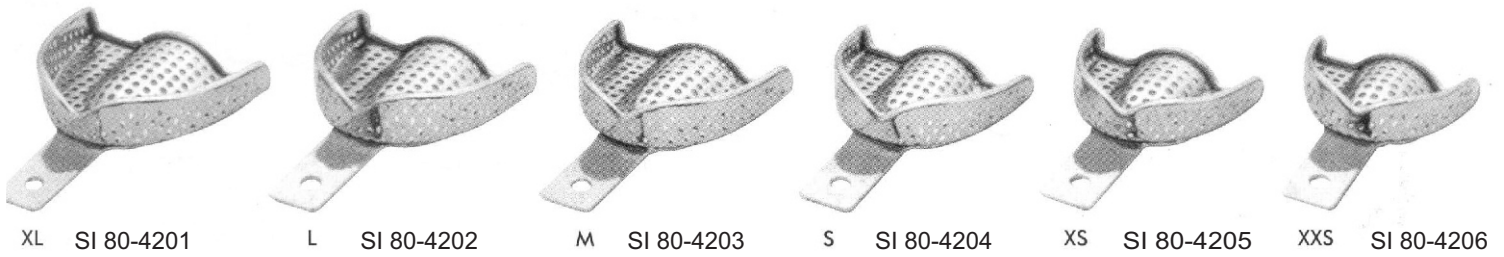
DE Abdrucklöffel

ES Porte empreintes

Page 217 to 228

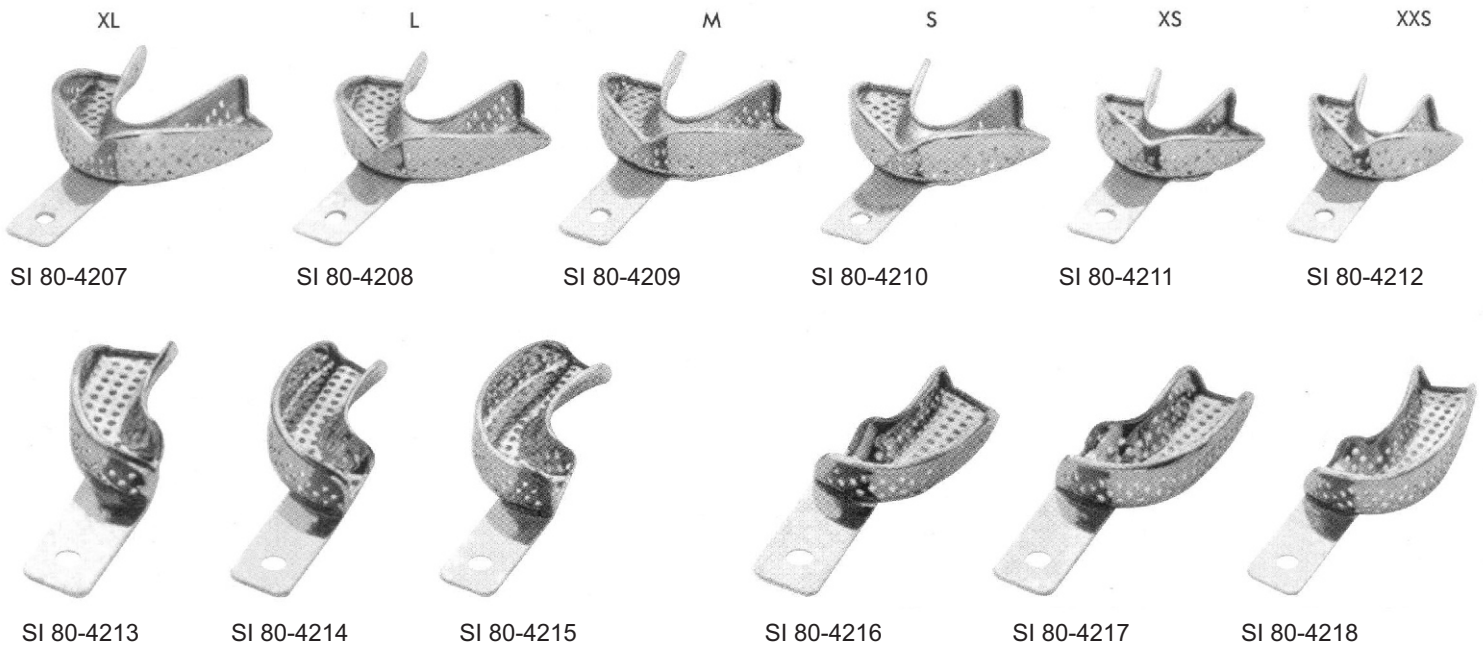


IMPRESSION TRAYS

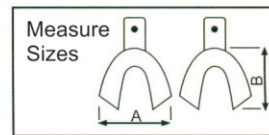
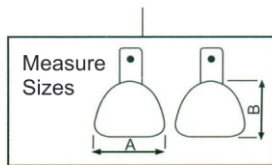
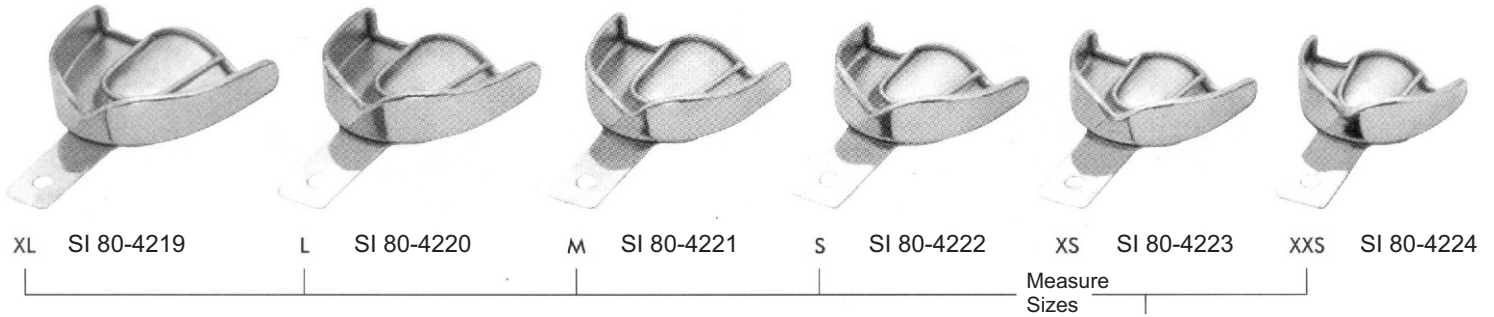


Upper		A (left-right)	B (top-bottom)
80-4201	XL	81 mm	63 mm
80-4202	L	73 mm	58 mm
80-4203	M	71 mm	52 mm
80-4204	S	67 mm	53 mm
80-4205	XS	65 mm	51 mm
80-4206	XXS	61 mm	50 mm

Lower		A (left-right)	B (top-bottom)
80-4207	XL	78 mm	63 mm
80-4208	L	74 mm	62 mm
80-4209	M	72 mm	59 mm
80-4210	S	70 mm	57 mm
80-4211	XS	69 mm	55 mm
80-4212	XXS	59 mm	50 mm



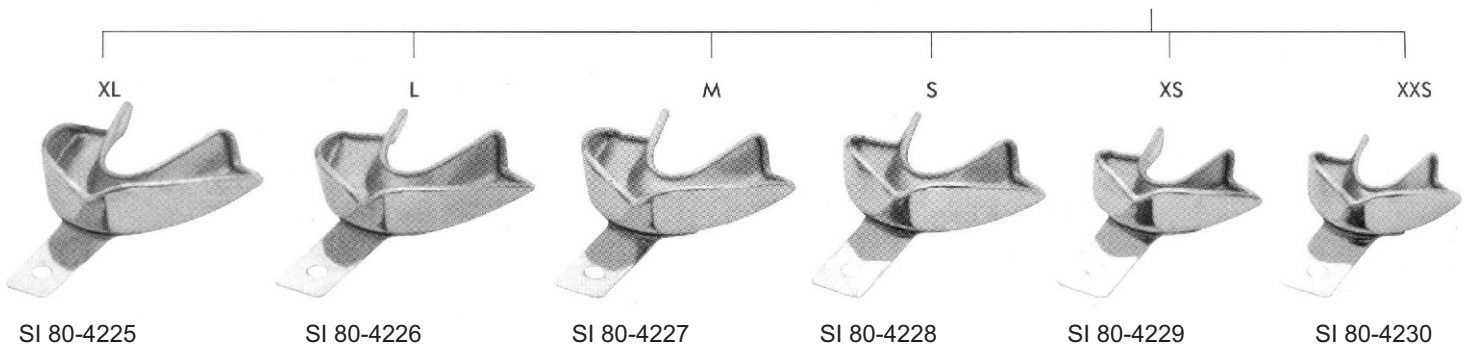


IMPRESSION TRAYS




Upper		A (left-right)	B (top-bottom)
81-4219	XL	81 mm	63 mm
81-4220	L	73 mm	58 mm
81-4221	M	71 mm	52 mm
81-4222	S	67 mm	53 mm
81-4223	XS	65 mm	51 mm
81-4224	XXS	61 mm	50 mm

Lower		A (left-right)	B (top-bottom)
81-4225	XL	78 mm	63 mm
81-4226	L	74 mm	62 mm
81-4227	M	72 mm	59 mm
81-4228	S	70 mm	57 mm
81-4229	XS	69 mm	55 mm
81-4201	XXS	59 mm	50 mm



IMPRESSION TRAYS



SI 80-4237

SI 80-4238

SI 80-4239

SI 80-4240

SI 80-4241

XL

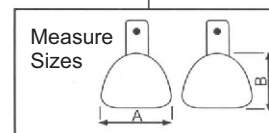
L

M

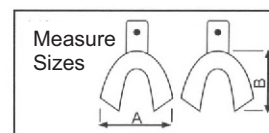
S

XS

Upper		A (left-right)	B (top-bottom)
SI 80-4237	XL	81 mm	63 mm
SI 80-4238	L	73 mm	58 mm
SI 80-4239	M	71 mm	52 mm
SI 80-4240	S	67 mm	53 mm
SI 80-4241	XS	65 mm	51 mm



Lower		A (left-right)	B (top-bottom)
SI 80-4242	XL	78 mm	63 mm
SI 80-4243	L	74 mm	62 mm
SI 80-4244	M	72 mm	59 mm
SI 80-4245	S	70 mm	57 mm
SI 80-4246	XS	69 mm	55 mm



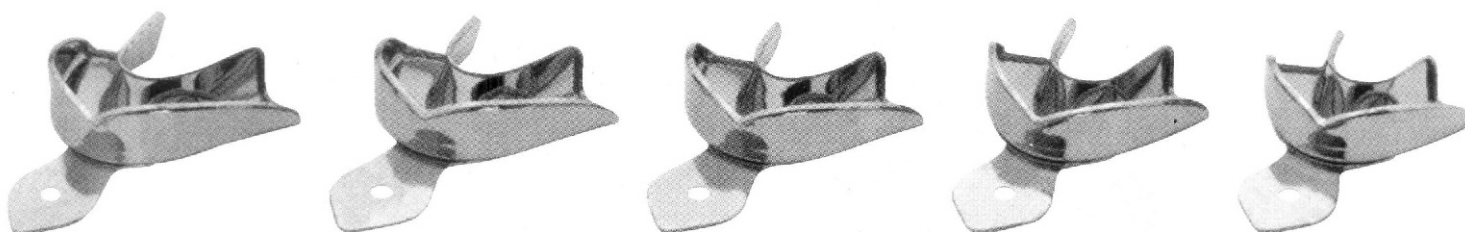
XL

L

M

S

XS



SI 80-4242

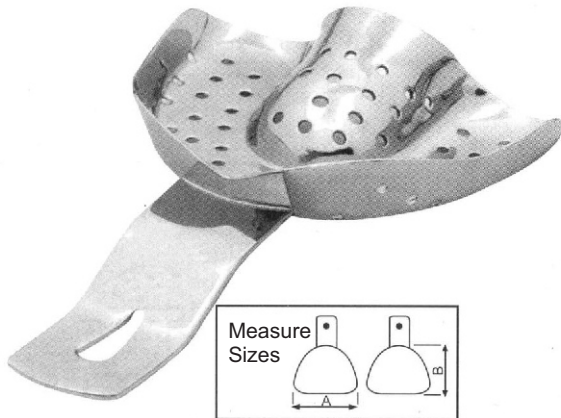
SI 80-4243

SI 80-4244

SI 80-4245

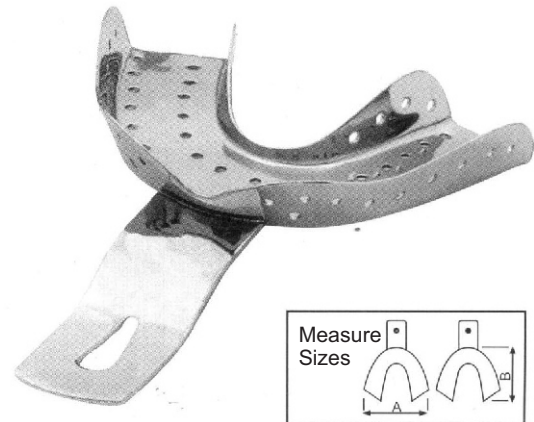
SI 80-4246

IMPRESSION TRAYS




For Toothed Upper Jaws
(Fig. 0 for children)

	A mm.	B mm.
SI 80-4247 0	59	52
SI 80-4248 1	66	52
SI 80-4249 2	71	62
SI 80-4250 3	71	64
SI 80-4251 4	80	70



For Toothed Lower Jaws
(Fig. 0 for children)

	A mm.	B mm.
SI 80-4252 0	65	46
SI 80-4253 1	67	50
SI 80-4254 2	76	54
SI 80-4255 3	79	56
SI 80-4256 4	79	61




For Narrow Toothed Upper Jaws

	A mm.	B mm.
SI 80-4257 2	70	54


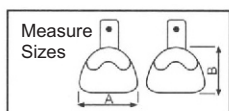


IMPRESSION TRAYS



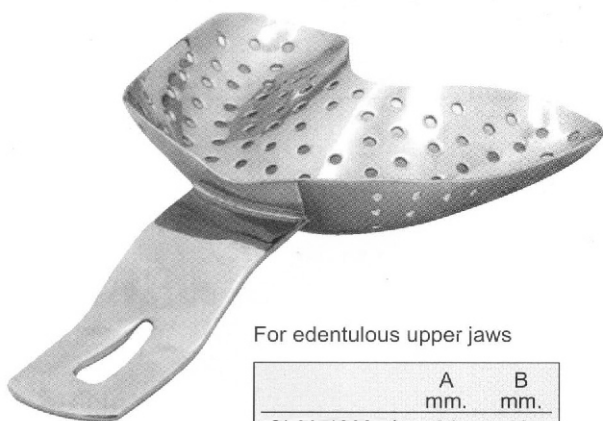
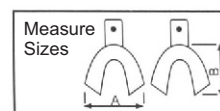
For partially toothed upper jaws

		A mm.	B mm.
SI 80-4258	1	62	50
SI 80-4259	2	70	56



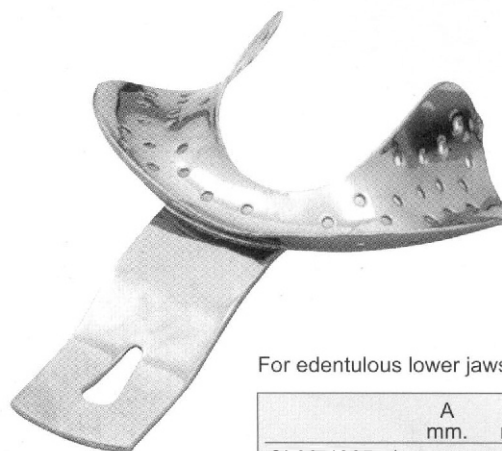
For partially toothed lower jaws

		A mm.	B mm.
SI 80-4260	1	70	55
SI 80-4261	2	78	59



For edentulous upper jaws

		A mm.	B mm.
SI 80-4262	1	64	46
SI 80-4263	2	68	53
SI 80-4264	3	79	61



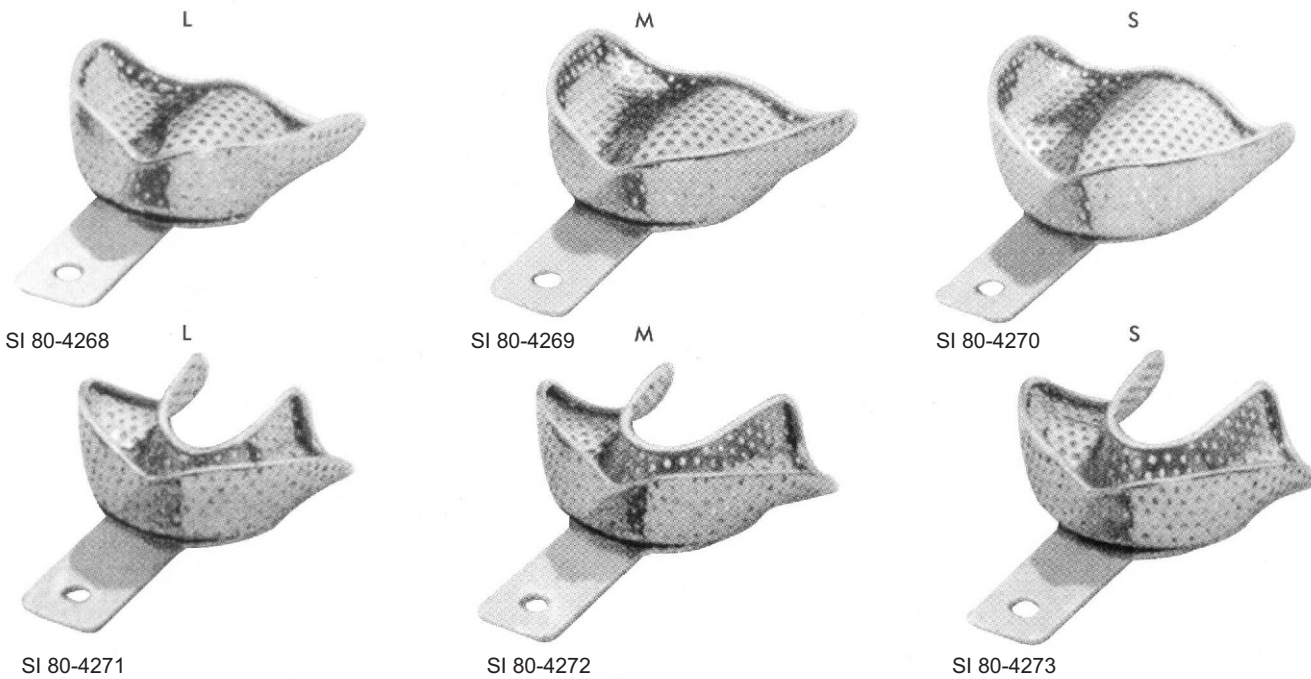
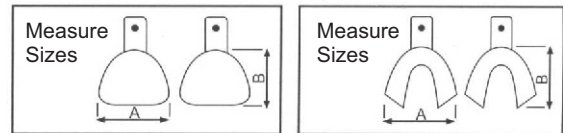
For edentulous lower jaws

		A mm.	B mm.
SI 80-4265	1	70	48
SI 80-4266	2	70	53
SI 80-4267	3	72	57

IMPRESSION TRAYS




Solid stainless steel anterior depressed impression trays with retention rim.



		A	B
		mm.	mm.
SI 80-4268	L	81	67
SI 80-4269	M	71	64
SI 80-4270	S	70	57


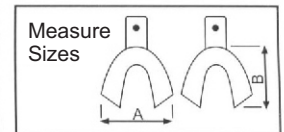
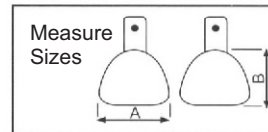
		A	B
		mm.	mm.
SI 80-4271	L	81	60
SI 80-4272	M	79	57
SI 80-4273	S	76	54




IMPRESSION TRAYS




Solid total denture stainless steel impression trays with rim.




SI 80-4274



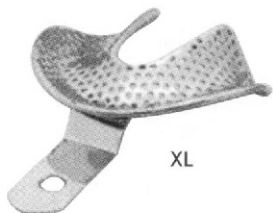
SI 80-4275



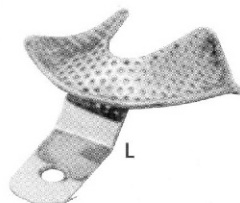
SI 80-4276



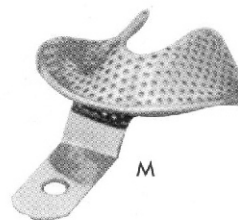
SI 80-4277



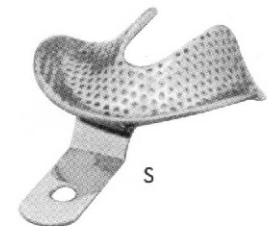
SI 80-4278



SI 80-4279



SI 80-42SI 80




SI 80-4281

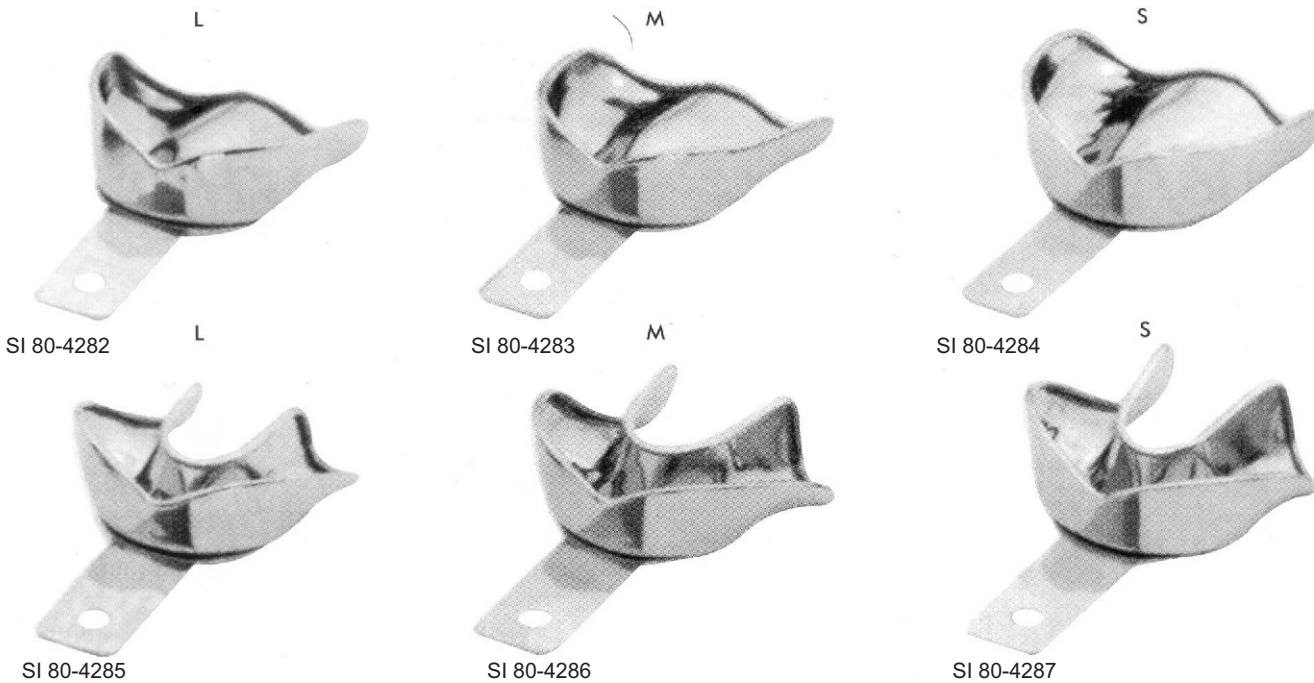
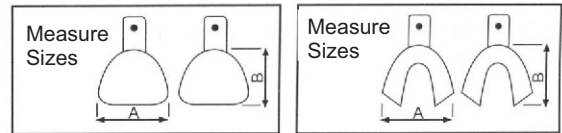
		A mm.	B mm.
SI 80-4274	XL	79	70
SI 80-4275	L	76	67
SI 80-4276	M	70	64
SI 80-4277	S	73	60

		A mm.	B mm.
SI 80-4278	XL	86	64
SI 80-4279	L	70	64
SI 80-42SI 80	M	73	60
SI 80-4281	S	70	57

IMPRESSION TRAYS



Solid stainless steel anterior depressed impression trays with retention rim.




		A mm.	B mm.
SI 80-4282	L	81	67
SI 80-4283	M	71	64
SI 80-4284	S	70	57


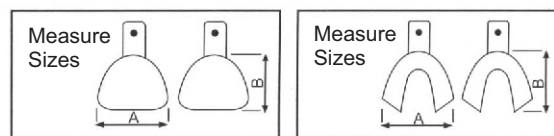
		A mm.	B mm.
SI 80-4285	L	81	60
SI 80-4286	M	79	57
SI 80-4287	S	76	54



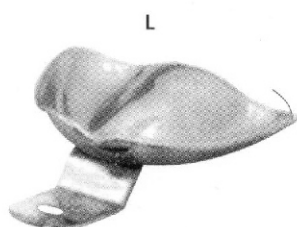
IMPRESSION TRAYS



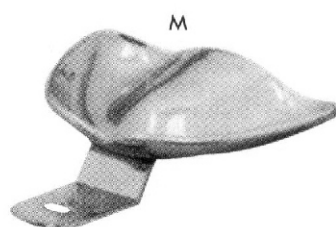
Solid total denture stainless steel impression trays with rim.




SI 80-4288



SI 80-4289



SI 80-4290



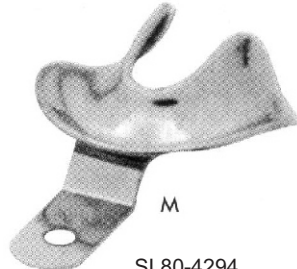
SI 80-4291




SI 80-4292



SI 80-4293



SI 80-4294

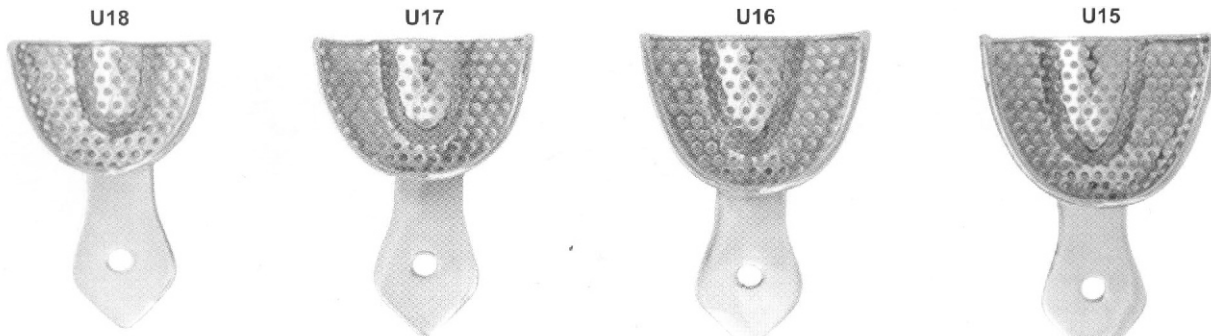


SI 80-4295

		A mm.	B mm.
SI 80-4288	XL	79	70
SI 80-4289	L	76	67
SI 80-4290	M	70	64
SI 80-4291	S	73	60

		A mm.	B mm.
SI 80-4292	XL	86	64
SI 80-4293	L	70	64
SI 80-4294	M	73	60
SI 80-4295	S	70	57

IMPRESSION TRAYS



SI 80-4296

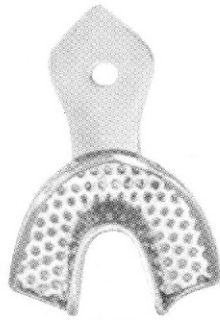
SI 80-4297

SI 80-4298

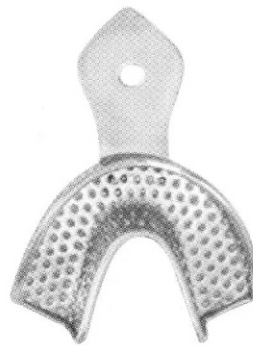
SI 80-4299



L18
SI 80-4300



L17
SI 80-4301



L16
SI 80-4302



L15
SI 80-4303



SI 80-4304



SI 80-4305



SI 80-4306



SI 80-4307



L24
SI 80-4308



L23
SI 80-4309



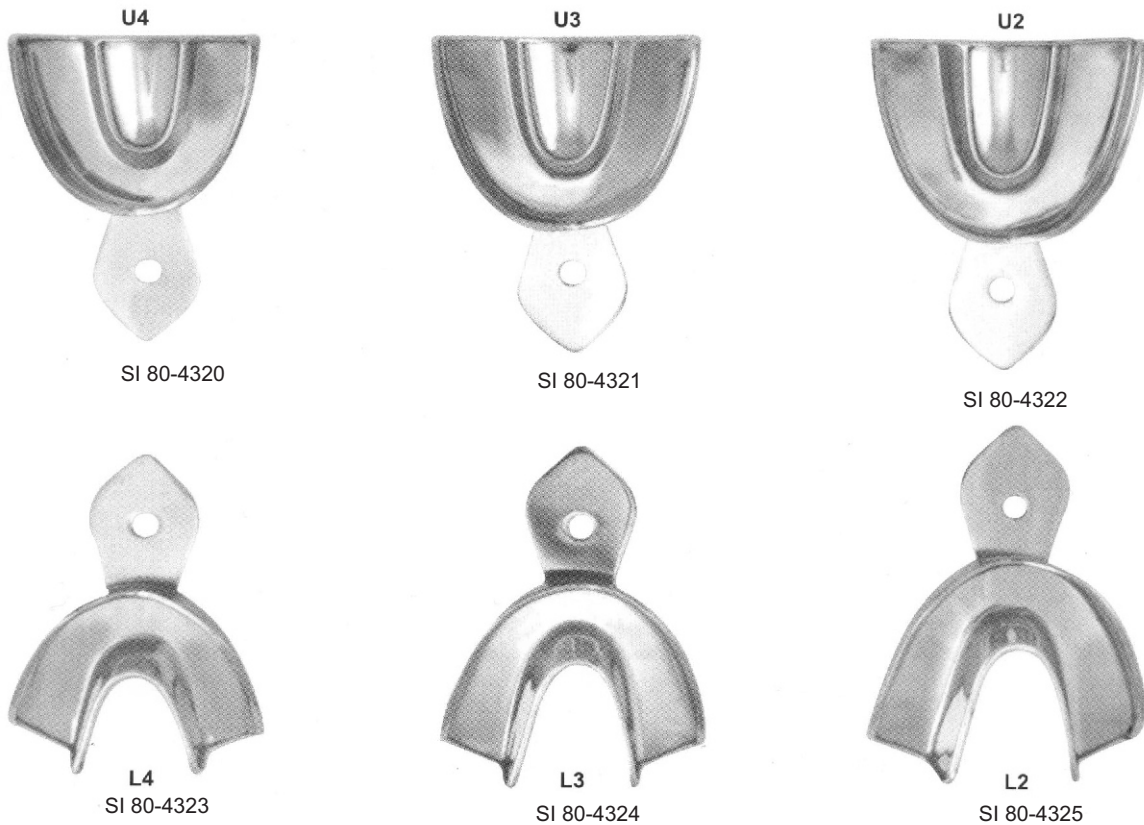
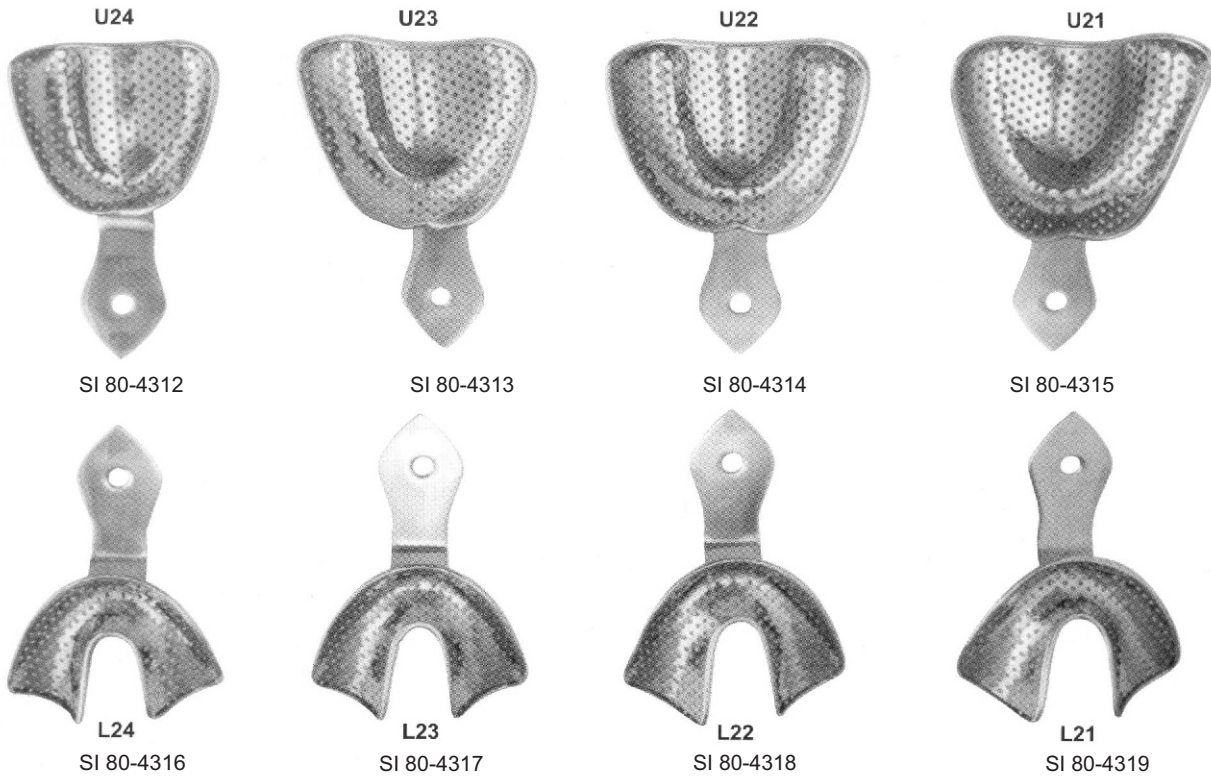
L22
SI 80-4310



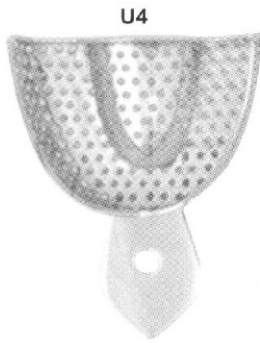
L21
SI 80-4311



IMPRESSION TRAYS

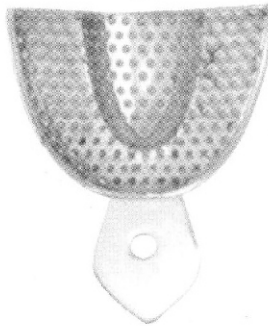


IMPRESSION TRAYS



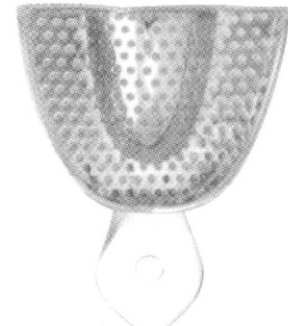
U4

SI 80-4326



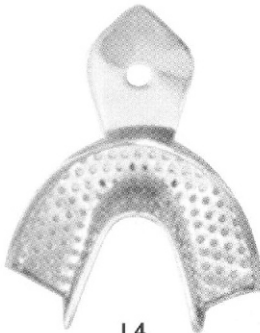
U3

SI 80-4327



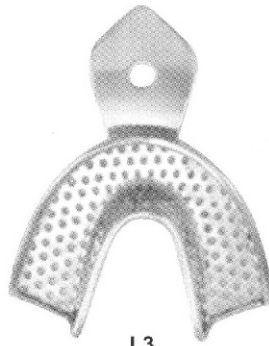
U2

SI 80-4328



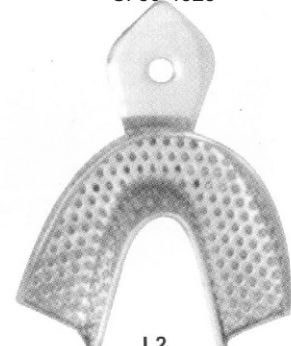
L4

SI 80-4329



L3

SI 80-4330



L2

SI 80-4331



U15

SI 80-4332



U16

SI 80-4333



U17

SI 80-4334



U18

SI 80-4335



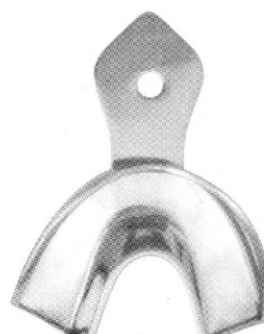
L15

SI 80-4336




L16

SI 80-4337



L17

SI 80-4338



L18

SI 80-4339




81

- EN** Articulators
- DE** Artikulatoren
- ES** Articuladores

Page 229 to 230



ARTICULATORS



SI 81-4301



SI 81-4302



SI 81-4303



SI 81-4304




SI 81-4306



SI 81-4305

ARTICULATORS



SI 81-4307



SI 81-4308



SI 81-4309




SI 81-4310



SI 81-4312



SI 81-4311



SI 81-4313



82

- EN** Holloware
- DE** Holloware
- ES** holloware

Page 231 to 234



HOLLOWWARE




Needle Case Round with Cover
 SI 82-4401 65x15mm




Needle Case Round
 SI 82-4402 80x20mm



Needle Case Rectangle
 SI 82-4403 70x70x10mm



Endodontic Box
 SI 82-4404
 100x40x50mm



Tube Rack

- SI 82-4405 6.35x15.25x5cm for 12 tubes
- SI 82-4406 6.35x17.75x7.5cm for 27 tubes
- SI 82-4407 7.50x17.75x6.35cm for 36 tubes



Sprit Lamp
 SI 82-4408
 Standard Size



Sprit Lamp
 SI 82-4409
 Standard Size



Sputum Cup

- SI 82-4410 75x80mm
- SI 82-4411 100x50mm
- SI 82-4412 100x80mm



Dressing Jar

- | | |
|----------------------|------------|
| SI 82-4413 80x60mm | SI 82-4420 |
| SI 82-4414 80x80mm | SI 82-4421 |
| SI 82-4415 100x100mm | SI 82-4423 |
| SI 82-4416 120x120mm | SI 82-4424 |
| SI 82-4417 150x150mm | SI 82-4425 |
| SI 82-4418 180x180mm | SI 82-4426 |
| SI 82-4419 200x200mm | SI 82-4427 |



Dressing Jar



Fennle

- SI 82-4428 100mm Ø
- SI 82-4429 120mm Ø
- SI 82-4430 150mm Ø
- SI 82-4431 200mm Ø



Cotton Holder
 SI 82-4432



Cotton Holder
 SI 82-4433



HOLLOWWARE

Forceps Jar


SI 82-4434 30x90mm
 SI 82-4435 50x125mm
 SI 82-4436 50x170mm
 SI 82-4437 50x200mm
 SI 82-4438 40x230mm
 SI 82-4439 70x110mm
 SI 82-4440 80x150mm
 SI 82-4441 100x200mm
 SI 82-4442 150x30mm


Medicine Cup

SI 82-4461 50ml
 SI 82-4462 60ml
 SI 82-4463 70ml


Kick Bucket with Trolley

30-6819-01
 390x280x180mm


Gallipot

SI 82-4443 01 oz	SI 82-4450 09 oz
SI 82-4444 02 oz	SI 82-4451 10 oz
SI 82-4445 03 oz	SI 82-4452 11 oz
SI 82-4446 04 oz	SI 82-4453 12 oz
SI 82-4447 05 oz	SI 82-4454 13 oz
SI 82-4448 06 oz	SI 82-4455 14 oz
SI 82-4448 07 oz	SI 82-4456 15 oz
SI 82-4449 08 oz	SI 82-4457 16 oz


Sponge Bowl

SI 82-4458 12 cm
 SI 82-4459 15 cm
 SI 82-4460 20 cm


Lotion Bowl without spout

SI 82-4464 40x19mm	SI 82-4471 150x65mm
SI 82-4465 50x25mm	SI 82-4472 180x85mm
SI 82-4466 60x30mm	SI 82-4473 200x100mm
SI 82-4467 80x40mm	SI 82-4474 250x120mm
SI 82-4468 100x50mm	SI 82-4475-12 300mm
SI 82-4469 120x60mm	SI 82-4476-13 350mm
SI 82-4470 140x60mm	SI 82-4477-14 400mm


Wash Basin

SI 82-4478 300x80mm
 SI 82-4479 320x85mm
 SI 82-4480 330x90mm
 SI 82-4481 350x110mm
 SI 82-44SI 82 400x115mm


Kidney Tray

SI 82-4486 12cm
 SI 82-4487 15cm
 SI 82-4488 18cm
 SI 82-4489 20cm
 SI 82-4490 25cm
 SI 82-4491 28cm
 SI 82-4492 30cm


Kidney Tray Shallow


SI 82-4483 17cm
 SI 82-4484 22cm
 SI 82-4485 24cm


Kidney Tray (with cover)


SI 82-4493 15cm
 SI 82-4494 20cm
 SI 82-4495 25cm
 SI 82-4496 30cm



HOLLOWWARE



Wire Mesh Tray
 SI 82-4497 240x250x5mm
 SI 82-4498 480x250x5mm
 SI 82-4499 550x250x5mm
 SI 82-4500 240x250x7mm
 SI 82-4501 480x250x7mm
 SI 82-4502 240x250x10mm
 SI 82-4503 480x250x10mm



Wire Mesh Tray with Lid
 SI 82-4504 240x250x5mm
 SI 82-4505 480x250x5mm
 SI 82-4506 550x250x5mm
 SI 82-4507 240x250x7mm
 SI 82-4508 480x250x7mm
 SI 82-4509 240x250x10mm
 SI 82-4510 480x250x10mm



Perforated Tray
 SI 82-4511 200x100x40mm
 SI 82-4512 250x120x50mm
 SI 82-4513 300x150x50mm
 SI 82-4514 350x170x50mm
 SI 82-4515 400x200x50mm




Instruments Tray without Lid
 SI 82-4516 100x150x25mm
 SI 82-4517 150x200x40mm
 SI 82-4518 200x250x45mm
 SI 82-4519 250x300x50mm
 SI 82-4520 300x350x50mm
 SI 82-4521 150x300x50mm
 SI 82-4522 200x300x50mm
 SI 82-4523 230x150x50mm




Instruments Tray with Lid
 SI 82-4524 100x150x25mm
 SI 82-4525 150x200x40mm
 SI 82-4526 200x250x45mm
 SI 82-4527 250x300x50mm
 SI 82-4528 300x350x50mm
 SI 82-4529 150x300x50mm
 SI 82-4530 200x300x50mm
 SI 82-4531 230x150x50mm



Burr Tray
 SI 82-4532
 190x100x20mm



Cathetes Tray with Lid
 SI 82-4533 300x80x40mm
 SI 82-4534 350x90x45mm
 SI 82-4535 400x100x50mm



Scaler Tray with cover
 SI 82-4536
 200x100x16mm

HOLLOWWARE



**Instruments Box
with Hooks**

SI 82-4537 170x70x30mm
 SI 82-4538 180x80x40mm
 SI 82-4539 200x100x40mm
 SI 82-4540 230x120x50mm
 SI 82-4541 250x125x50mm
 SI 82-4542 300x150x50mm
 SI 82-4543 350x170x50mm
 SI 82-4544 400x200x90mm
 SI 82-4545 500x200x120mm



Instruments Box

SI 82-4546 170x70x30mm
 SI 82-4547 180x80x40mm
 SI 82-4548 200x100x40mm
 SI 82-4549 230x120x50mm
 SI 82-4550 250x125x50mm
 SI 82-4551 300x150x50mm
 SI 82-4552 350x170x50mm
 SI 82-4553 400x200x90mm
 SI 82-4554 500x200x120mm




**Instruments Box
Perforated**

SI 82-4555 200x100x40mm
 SI 82-4556 250x150x40mm
 SI 82-4557 300x150x40mm



Electric Sterilizer

SI 82-4558 200x100x120mm
 SI 82-4559 250x120x140mm
 SI 82-4560 300x150x150mm
 SI 82-4561 350x170x170mm
 SI 82-4562 400x200x180mm
 SI 82-4563 450x230x190mm



Non Electric Sterilizer

SI 82-4564 200x100x65mm
 SI 82-4565 250x125x65mm
 SI 82-4566 300x150x100mm
 SI 82-4567 350x170x65mm
 SI 82-4568 400x200x100mm



Electric Sterilizer
SI 82-4569
280x125x65mm

SI 82-4570 125x80mm
 SI 82-4571 125x120mm
 SI 82-4572 150x100mm
 SI 82-4573 150x150mm
 SI 82-4574 180x180mm
 SI 82-4575 190x140mm
 SI 82-4576 190x190mm
 SI 82-4577 200x200mm
 SI 82-4578 240x120mm
 SI 82-4579 240x240mm
 SI 82-4580 290x140mm
 SI 82-4581 290x240mm
 SI 82-45SI 82 290x290mm
 SI 82-4583 340x160mm
 SI 82-4584 340x340mm
 SI 82-4585 390x150mm
 SI 82-4586 390x200mm
 SI 82-4587 390x290mm



Sterilizer Drum





Chah Ragian, Commissioner Road
Sialkot-51310 Pakistan

Tel: 0092 524 566448
Fax: 0092 524 581780
Mob: 0092 320 700008

Email: inquiry@sumedint.com / sumedint7778@gmail.com
Web: <http://www.sumedint.com/>